

Application

A round, non-tapered, aluminum pole with a hinged base. Useful for mounting pole-top luminaires, floodlights, banners, or other accessories. The hinged base allows for ease of access to pole-tops mounted to the pole. This pole is intended for regions with high wind speed or high EPA fixtures. Consult a licensed structural engineer when specifying. Poles must be unwrapped when delivered and should not be allowed to sit in their packaging. Poles specified without pole tops require internal approval before release.

Materials & Specifications

Extruded aluminum pole shaft
 3" welded tenon
 2-piece aluminum cover provided with anchor base
 A356 aluminum alloy anchor base heat-treated to T6 temper
 Anchor bolts conform to ASTM F1554 Grade 55 with L bend on one end and galvanized minimum 12" on threaded end
 Anchor bolts provided with (2) hex nuts and (2) flat washers

Wall thickness: 0.125"

Structural weight: 27.0lbs

Maximum Luminaire Weight: 50 lbs

Finish

All BEGA standard finishes are matte, textured powder coat with minimum 3 mil thickness. BEGA Unidure® finish provides superior fade protection in Black, Bronze, and Silver. BEGA standard White is a super durable polyester powder. Optionally available RAL, custom, and premium colors provided in polyester powder and/or liquid paint.

Available colors

Black (BLK)	Bronze (BRZ)
Silver (SLV)	White (WHT)
RAL:	CUS:

Type:
 BEGA Pole:
 Location:
 Quote or Sales Order:
 Date:
 Specifier:
 Representative:
 BEGA Luminaire:
 Total Mounted EPA:
 Total Mounted Weight:

Available options

CUS	Custom finish
GFCI	GFCI with standard cover (Orientation: 180°; Height: 18" A.F.G)
MGU	Marine grade undercoat
RAL	RAL finish

Available accessories

B19615	Square base cover
BDPC-1	Decorative pole base cover
BDPC-2	Decorative pole base cover
BDPC-3	Decorative pole base cover

See individual accessory spec sheet for details.

Included (available for pre-shipment)

B10RHNE1-AB Anchorage kit



Aluminum pole · Round Hinged Non-Tapered High EPA

	A	B*	C	D	E
B10RHNE1	3"	10'	12 ^{5/8} "	5"	5"

Pole wind load rating




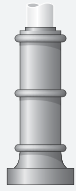



MPH	85	90	100	110	120	130	140	150
EPA**	12.8	11.2	8.9	7.3	6.1	5.1	4.4	3.7

*Height is rounded to the nearest foot, for precise measurements see submittal drawing.
 **Data above assumes grade level installation and a maximum luminaire weight of 50 lbs.

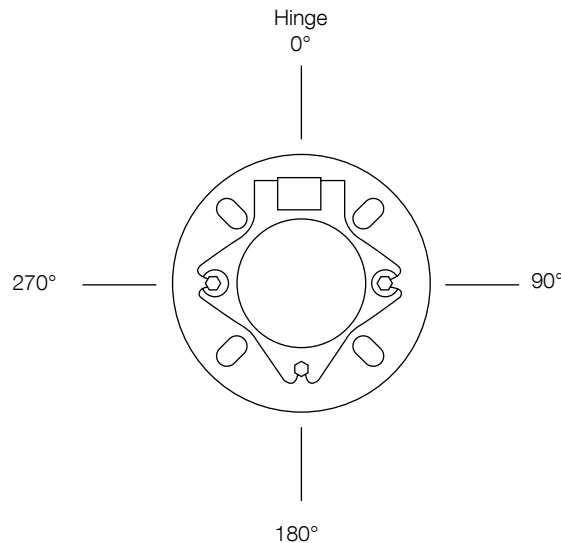
BEGA 1000 BEGA Way, Carpinteria, CA 93013 (805) 684-0533 info@bega-us.com



See page 01 for compatibility

Included	Decorative (optional)	Square (optional)
 <p>Round</p>	 <p>DPC-1</p>  <p>DPC-2</p>  <p>DPC-3</p>	 <p>B19614</p>  <p>B19615</p>  <p>B19605</p>

Location Diagram



Options

Power Receptacle

GFCI covers provided are intended for portable tools or other portable equipment connected to the outlet when attended. Wet location listed when cover is closed.

GFCI at default location
 Orientation: 180°; Height: 18" A.F.G.
 In-user cover

Modifications

Any changes or additions to BEGA North America's standard pole offering that are not listed as accessories or options are considered modifications. Should a modification be required, the below section is intended to help streamline the process during the initial design and specification. All modifications will need to be quoted and approved by BEGA North America prior to order placement.

Modified Pole Height:

Power Receptacle - Nonstandard Location

GFCI at custom location
 Orientation:
 Height (min. 18" A.F.G.):
 In-user cover

Vibration Dampener

Vibration dampener
 Solution provided will vary depending on needs.

Handhole

Handhole must be 18" from GFCI

Handhole at default location
 Orientation: 0°; Height: 18" A.F.G.

Handhole at custom location
 Orientation:
 Height:

Still not finding what you need?

Additional modifications may be available. Please contact your local BEGA representative to learn more about our modification capabilities.

Note: Accessories, options, and modifications may require additional lead-time and increase cost. All details must be quoted and approved by BEGA North America prior to order placement.

Disclaimer

BEGA North America warrants the specific anchor bolts and pole combination according to the product number(s) and description(s) indicated on the submittal sheet. Structural changes to the pole requested by the customer, including changes to pole length, may affect the compatibility of the anchor bolts and corresponding poles. BEGA North America is not responsible for the incompatibility of the anchor bolts and poles resulting from such structural changes without review by the BEGA North America engineering department. This includes, but is not limited to, any labor charges, charges for replacement materials and shipping. For safety reasons, do not mount more than 50 lbs. to hinged poles and more than 62 lbs. to fixed poles. Pole capacities are based upon the provisions of AASHTO 2013 (LTS-6) and assume a max vertical eccentricity to the fixture of 2'-0" above the pole top. Adequate drainage must be provided in concrete foundation or grout. Do not seal the base of the pole. Due to structural reasons, do not install pole without fixture or other appropriate weight on the top. BEGA North America is not responsible for ensuring local code compliance of anchor bolts, pole or pole top, including but not limited to wind speed or ice loading calculations.