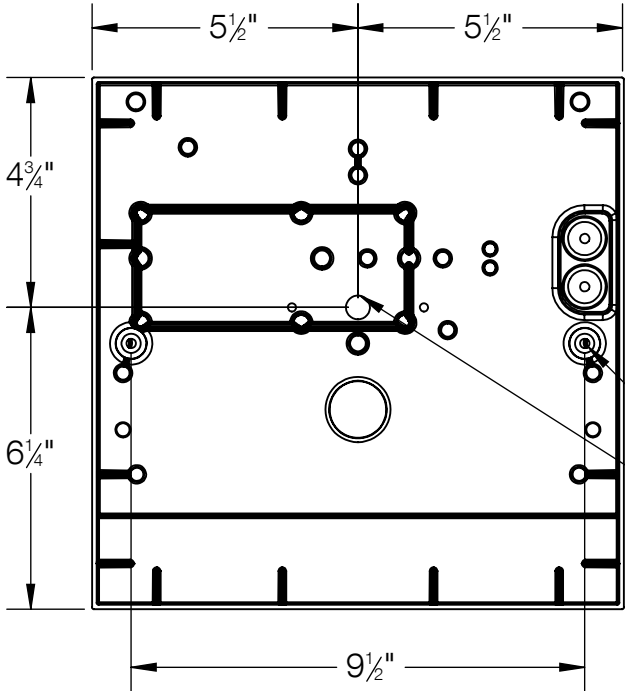
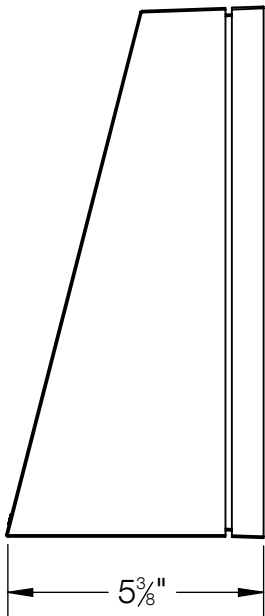
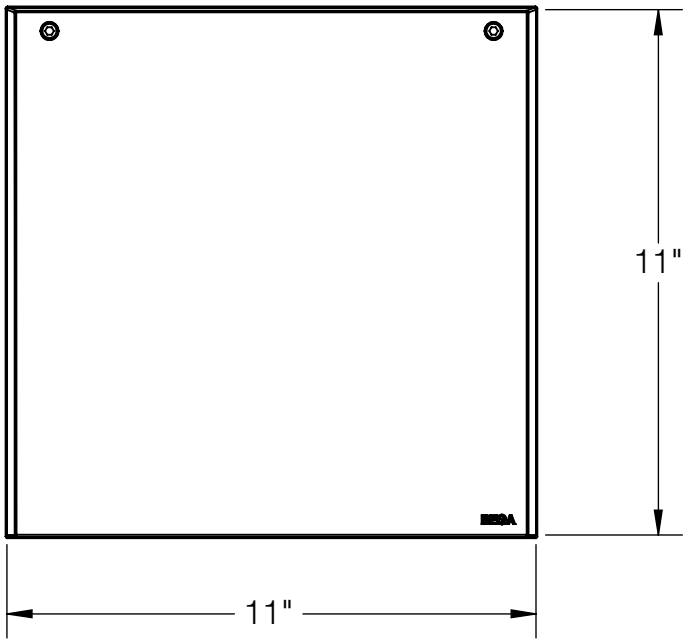
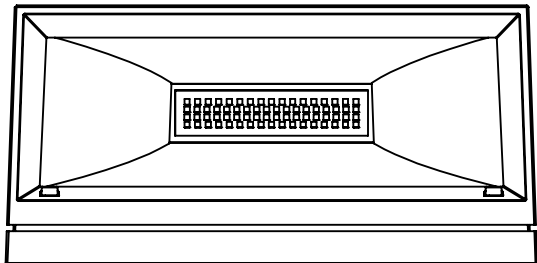
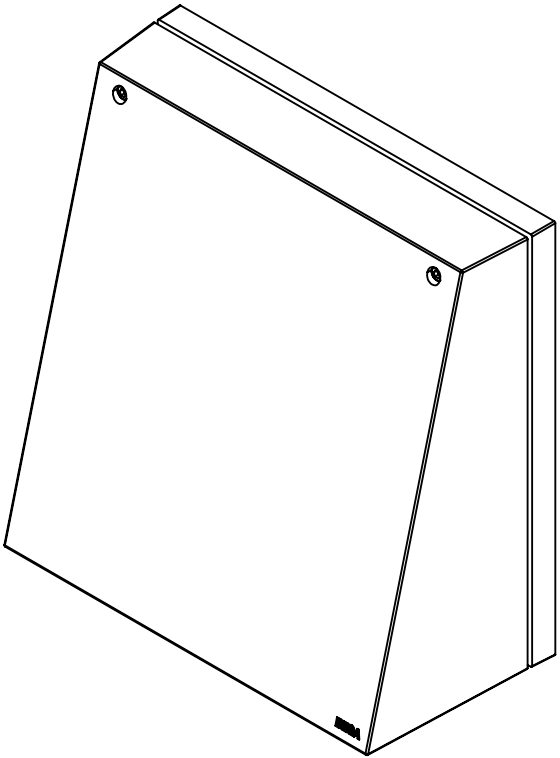


REV	CHANGED BY	DESCRIPTION	DATE



BACK VIEW
(MOUNTING DETAILS)

Ø 1/4" MOUNTING HOLE (X2)
1/2 THRU HOLE
WIREWAY



NOTES:
1. MOUNTS DIRECTLY TO FINISHED SURFACE OVER
RECESSED WIRING BOX

BEGA			
1000 BEGA Way, Carpinteria, California 93013		P (805) 684-0533 - www.bega-us.com	
APPROVED: _____ DATE: _____		DESCRIPTION: DESCRIPTION FROM PROGRAM	
TYPE: _____			
PROPRIETARY AND CONFIDENTIAL THE INFORMATION CONTAINED IN THIS DRAWING IS THE SOLE PROPERTY OF BEGA NORTH AMERICA, INC. ANY REPRODUCTION IN PART OR AS A WHOLE WITHOUT THE WRITTEN PERMISSION OF BEGA NORTH AMERICA, INC. IS PROHIBITED.		SIZE B	PART NO. 24219
		REV -	
NOT TO SCALE		5/21/2024	SHEET 1 OF 1