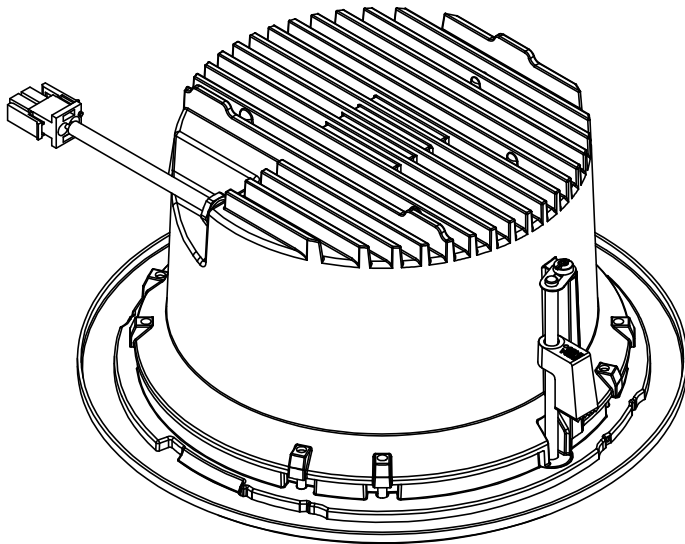
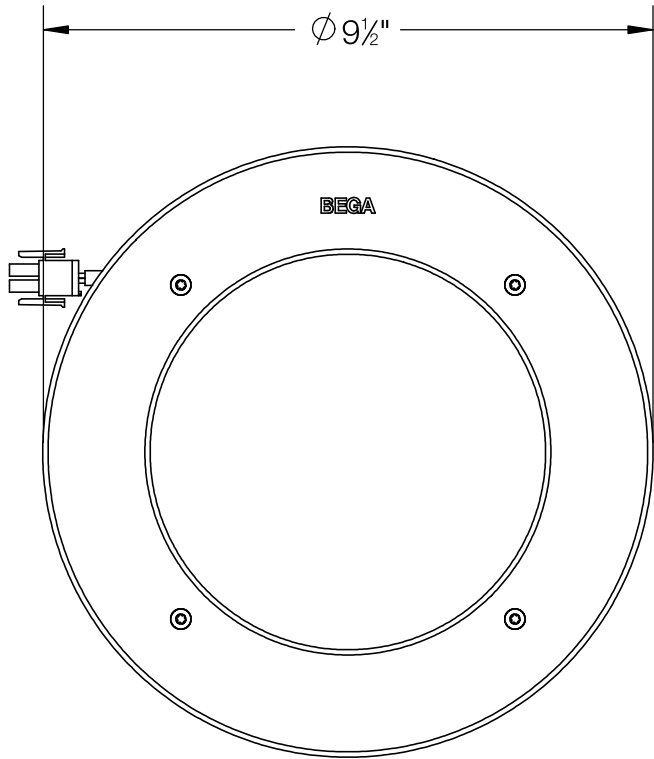
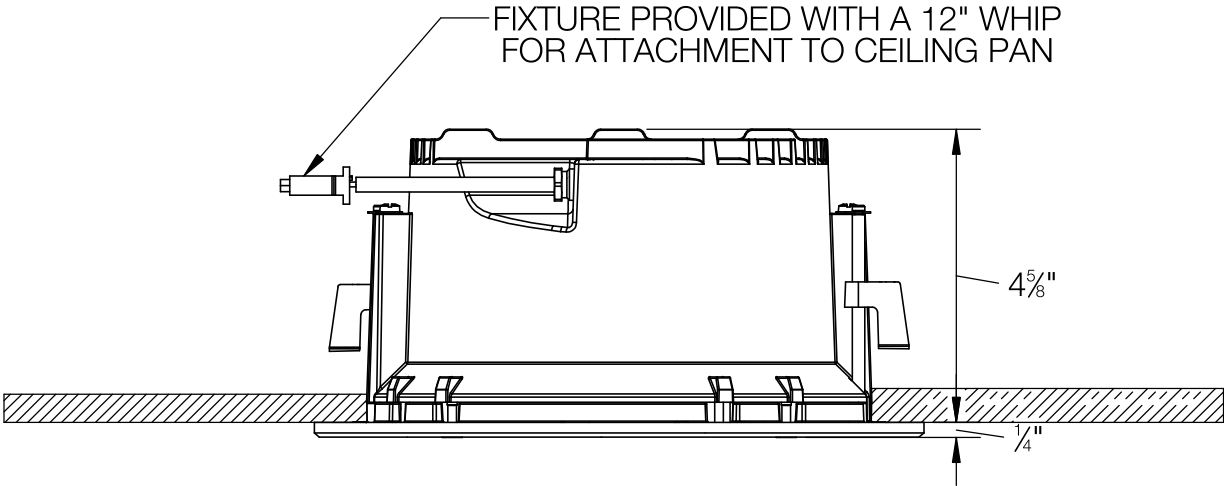


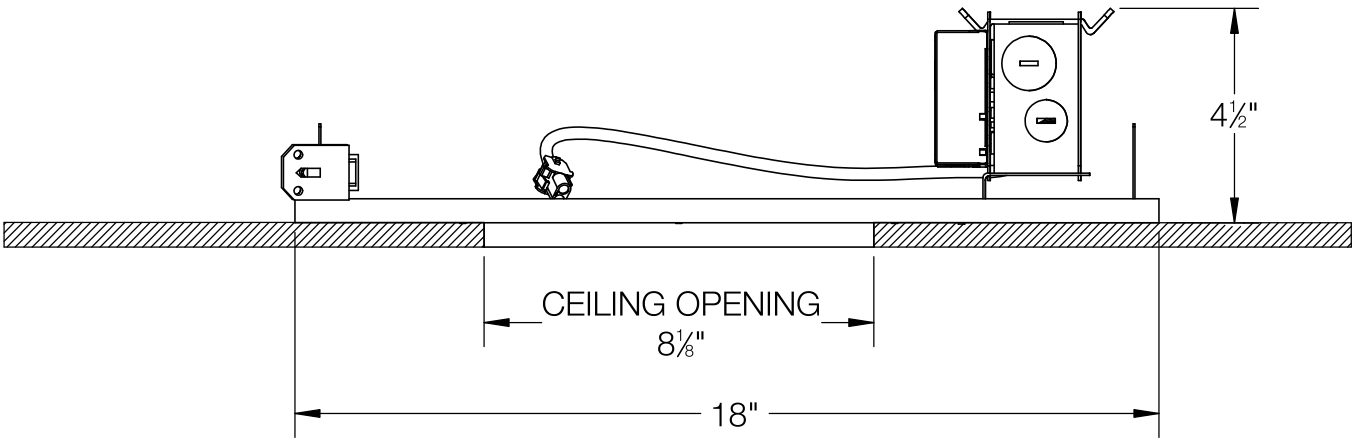
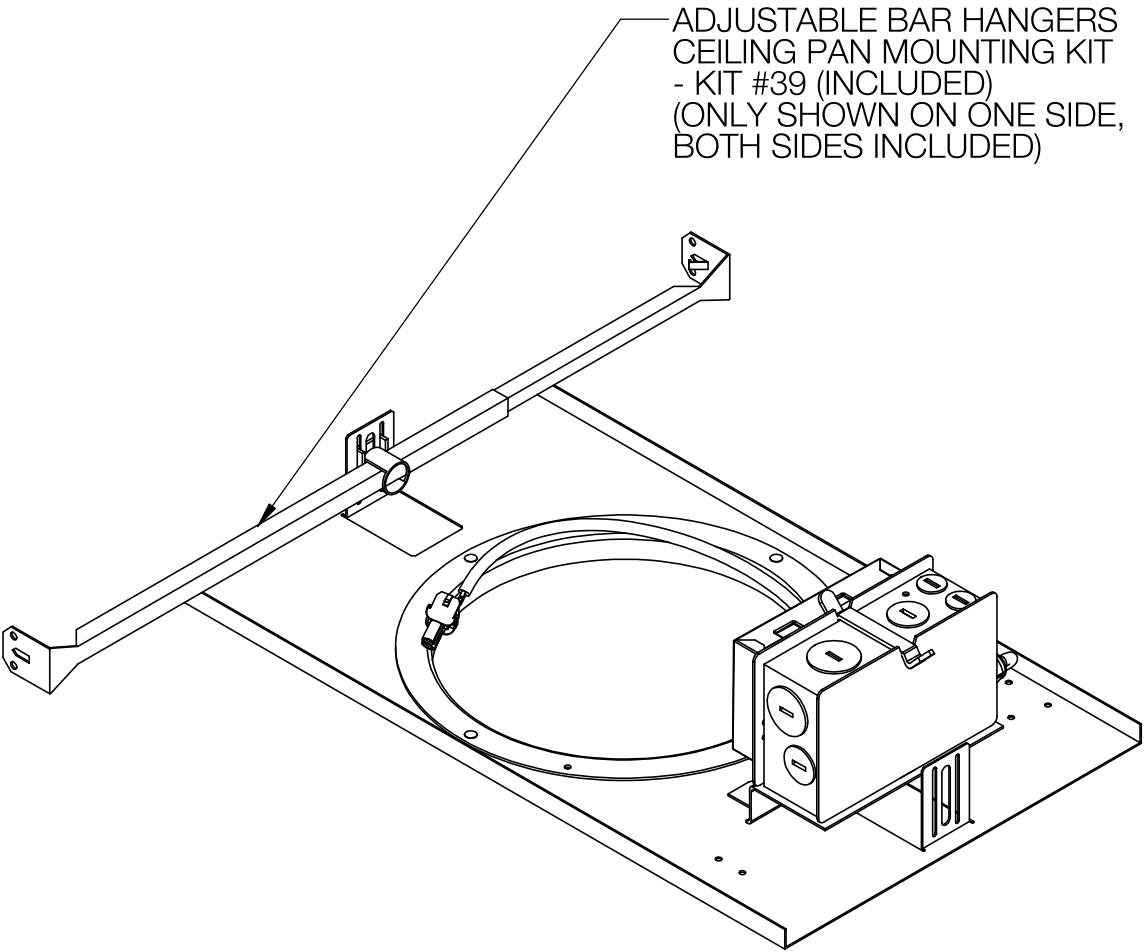
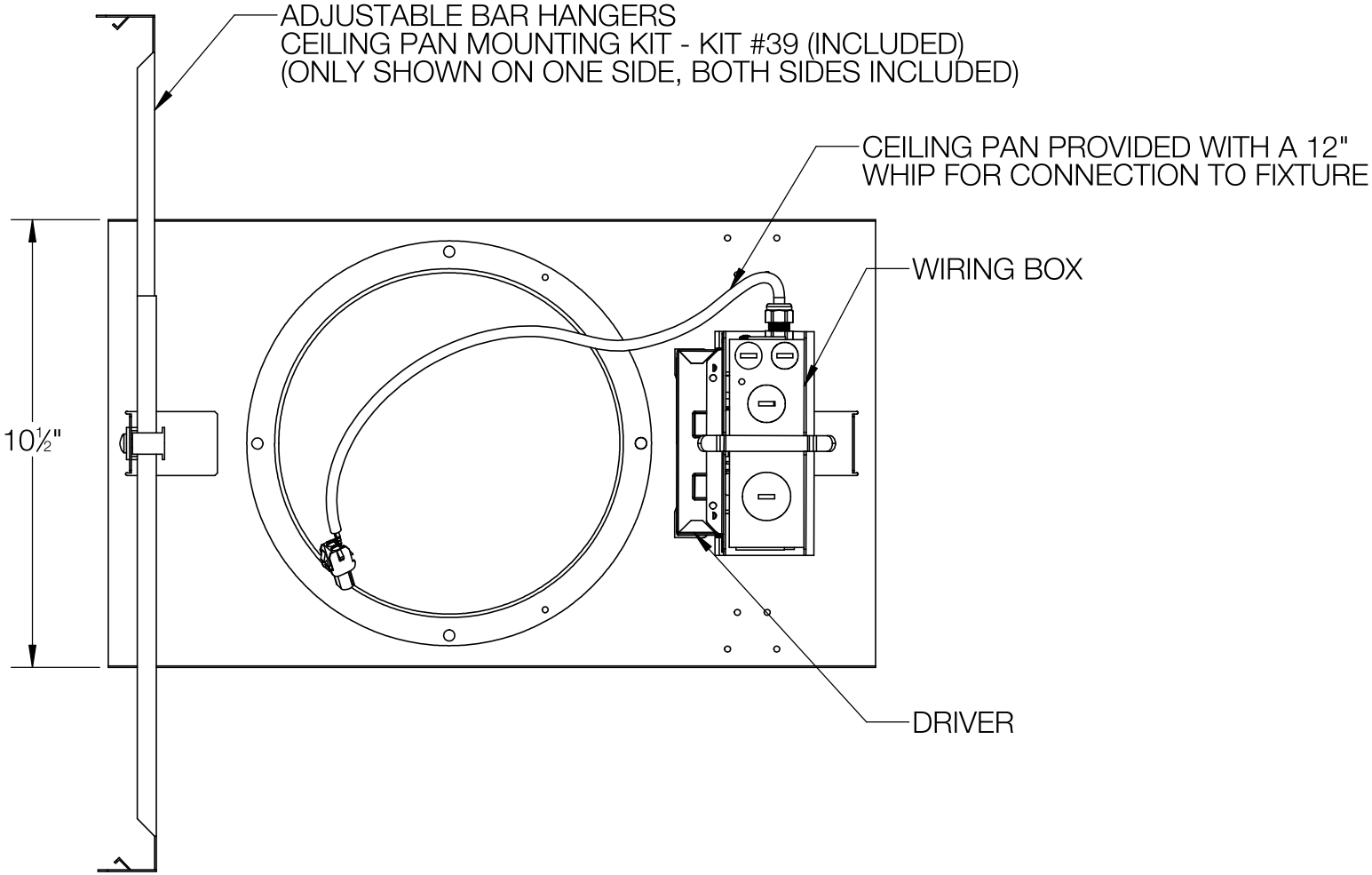
REV	CHANGED BY	DESCRIPTION	DATE



- NOTES:
1. INCLUDES CP24241 - CEILING PAN
 2. INCLUDES KIT #39 - CEILING PAN MOUNTING KIT
 3. FIXTURE REQUIRES A CEILING OPENING OF 8-1/8"
 4. MINIMUM CEILING THICKNESS: 1/2"
 5. MAXIMUM CEILING THICKNESS: 1-2/3"

BEGA				
1000 BEGA Way, Carpinteria, California 93013			P (805) 684-0533 - www.bega-us.com	
APPROVED: _____ DATE: _____		DESCRIPTION: DOWNLIGHT · NARROW BEAM		
TYPE: _____				
PROPRIETARY AND CONFIDENTIAL THE INFORMATION CONTAINED IN THIS DRAWING IS THE SOLE PROPERTY OF BEGA NORTH AMERICA, INC. ANY REPRODUCTION IN PART OR AS A WHOLE WITHOUT THE WRITTEN PERMISSION OF BEGA NORTH AMERICA, INC. IS PROHIBITED.		SIZE	PART NO.	REV
		B	24281	-
		NOT TO SCALE	8/21/2023	SHEET 1 OF 2

REV	CHANGED BY	DESCRIPTION	DATE



- NOTES:
1. INCLUDES KIT #39 - CEILING PAN MOUNTING KIT
 2. HANGER BRACKETS ADJUSTABLE BETWEEN 16" AND 24"
 3. FIXTURE REQUIRES A CEILING OPENING OF 8-1/8"
 4. MINIMUM CEILING THICKNESS: 1/2"
 5. MAXIMUM CEILING THICKNESS: 1-2/3"

BEGA				
1000 BEGA Way, Carpinteria, California 93013			P (805) 684-0533 - www.bega-us.com	
APPROVED: _____		DATE: _____		DESCRIPTION: CEILING PAN
TYPE: _____				
PROPRIETARY AND CONFIDENTIAL THE INFORMATION CONTAINED IN THIS DRAWING IS THE SOLE PROPERTY OF BEGA NORTH AMERICA, INC. ANY REPRODUCTION IN PART OR AS A WHOLE WITHOUT THE WRITTEN PERMISSION OF BEGA NORTH AMERICA, INC. IS PROHIBITED.		SIZE B	PART NO. CP24241	REV -
		NOT TO SCALE	8/21/2023	SHEET 2 OF 2