

Tools Required:

- 5mm hex key

Dimensions

A: 48 1/2"

B: 4 1/8"

C: 4 1/4"



Overview:

LED Watts: 46.4W
 System Watts: 56W
 Controllability: 0-10V dimmable
 Weight: 24.7 lbs.
 Protection Class: IP65

Notice to Installer:

1. See page 2 for specific product safety warnings.
2. For attachment to wall over separate 4" octagonal wiring box (by others).
3. Wiring box needs to be recessed into the wall and must be flush with the finished surface.
4. In conformance with UL standard 1598, a silicone based sealant **MUST** be used between luminaire and supporting wall.
5. For wall applications only.

24 587 luminaire installation:

1. Loosen (2) 5mm set screws and remove luminaire mounting plate (Fig. 1).
2. Route luminaire wires through opening in mounting plate. Make supply wiring and luminaire wiring connections inside the 4" wiring box:
 MAIN VOLTAGE SUPPLY WIRE TO BLACK LUMINAIRE WIRE
 NEUTRAL (COMMON) SUPPLY WIRE TO WHITE LUMINAIRE WIRE
 GREEN GROUND WIRE TO GREEN LUMINAIRE WIRE.
- Dimming (if applicable):
 DIMMING CONTROL WIRE (+) TO POSITIVE DRIVER DIM CONTROL WIRE
 DIMMING CONTROL WIRE (-) TO NEGATIVE DRIVER DIM CONTROL WIRE
3. Attach and secure mounting plate to wall using hardware by others (Fig. 2).
4. Mount luminaire to mounting plate using (2) 5mm hex screws. Tighten screws evenly (Fig. 3) (Fig. 4).
5. Apply a silicone-based sealant between the installed fixture and the finished wall to prevent water from entering the back box. At a minimum, use silicone on top and side edges of the fixture (exterior applications only).

Figure 1:

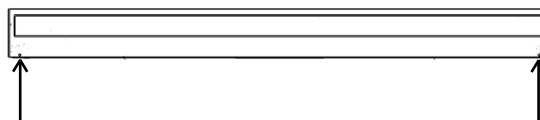


Fig 2: Generic Image

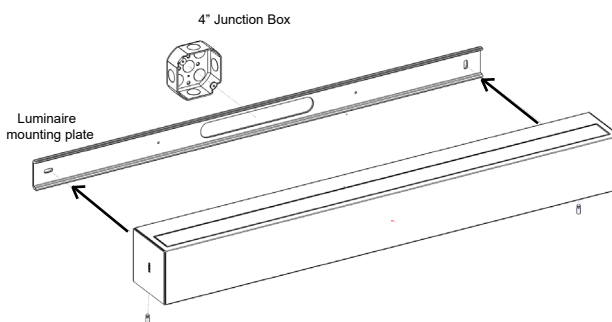


Fig 3:

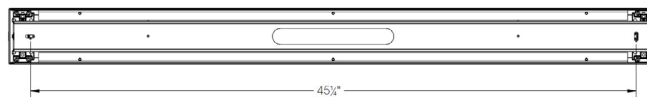
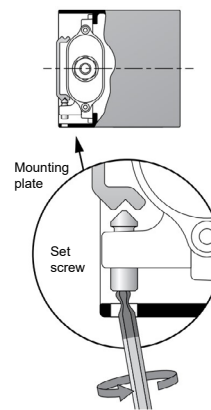


Fig 4:



Accessories

Please refer to the appropriate accessory installation sheet for further instruction when applicable.

Maintenance:

Clean regularly with solvent-free cleaner removing dirt and debris. Do not use high pressure cleaners.

Replacement Parts

See label inside of fixture for LED replacement part number.
 Consult factory for all other replacement components.

Product Safety Warnings:

**THIS PRODUCT MUST BE INSTALLED IN ACCORDANCE WITH THE APPLICABLE INSTALLATION CODE BY A PERSON FAMILIAR WITH THE CONSTRUCTION AND OPERATION OF THE PRODUCT AND THE HAZARDS INVOLVED.
SUITABLE FOR WET LOCATIONS.
MIN 60°C SUPPLY CONDUCTORS.
WALL MOUNT ONLY.**

**CE PRODUIT DOIT ÊTRE INSTALLÉ SELON LE CODE D'INSTALLATION PERTINENT, PAR UNE PERSONNE QUI CONNAÎT BIEN LE PRODUIT ET SON FONCTIONNEMENT AINSI QUE LES RISQUES INHÉRENTS.
CONVIENT AUX EMPLACEMENTS MOUILLES.
LES FILS D'ALIMENTATION 60°C MIN.
INSTALLATION MURALE SEULEMENT.**