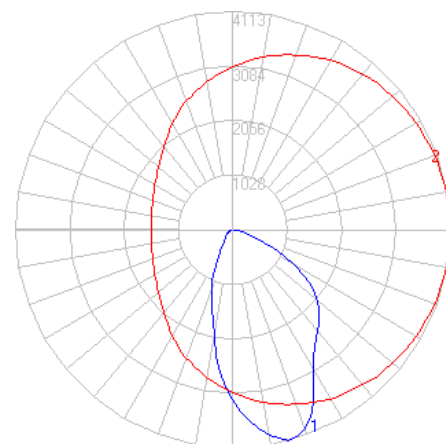


# BEGA

File: 24642K4\_BEGA\_IES.ies

TEST: BE\_24642K4  
 TEST LAB: BEGA  
 DATE: 03/09/2023  
 LUMINAIRE: 24 642K4  
 LAMP: 46.4W LED



## Characteristics

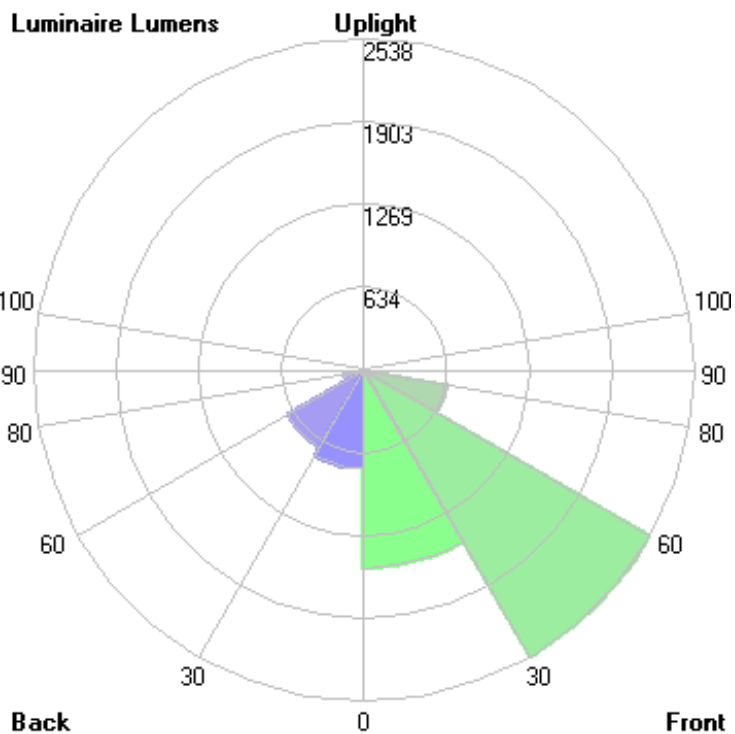
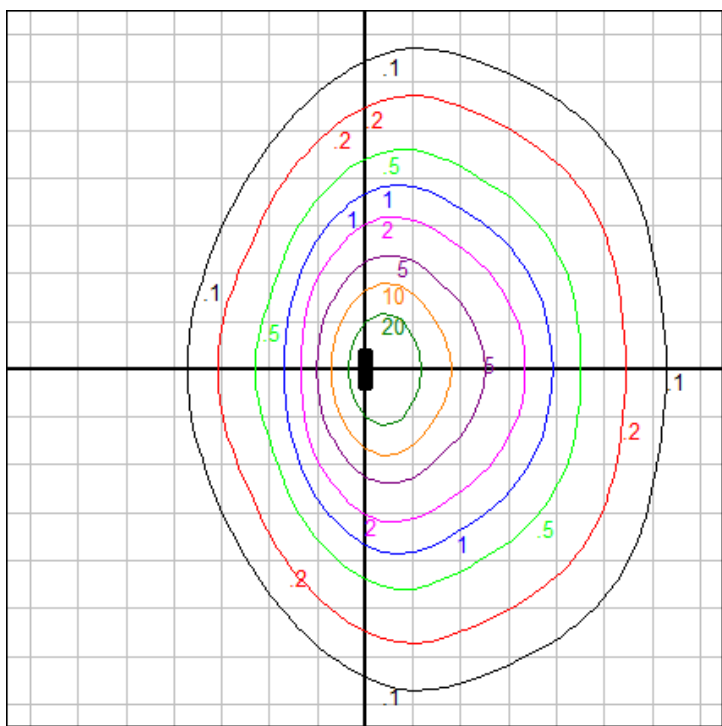
IES Classification	Type II
Longitudinal Classification	Very Short
Lumens Per Lamp	N.A. (absolute)
Total Lamp Lumens	N.A. (absolute)
Luminaire Lumens	6334
Downward Total Efficiency	N.A.
Total Luminaire Efficiency	N.A.
Luminaire Efficacy Rating (LER)	113
Total Luminaire Watts	56
Ballast Factor	1.00
Upward Waste Light Ratio	0.00
Max. Cd.	4112.6 (355H, 15V)
Max. Cd. (<90 Vert.)	4112.6 (355H, 15V)
Max. Cd. (At 90 Deg. Vert.)	.9 (0.0%Lum)
Max. Cd. (80 to <90 Deg. Vert.)	211 (3.3%Lum)
Cutoff Classification (deprecated)	N.A. (absolute)

## Lum. Classification System (LCS)

LCS Zone	Lumens	%Lamp	%Lum
FL (0-30)	1520.1	N.A.	24.0
FM (30-60)	2537.5	N.A.	40.1
FH (60-80)	647.8	N.A.	10.2
FVH(80-90)	30.6	N.A.	0.5
BL (0-30)	755.8	N.A.	11.9
BM (30-60)	682.0	N.A.	10.8
BH (60-80)	151.3	N.A.	2.4
BVH(80-90)	9.2	N.A.	0.1
UL (90-100)	< 0.05	N.A.	0.0
UH (100-180)	0.0	N.A.	0.0
Total	6334.3	N.A.	100.0

**BUG Rating B2-U0\*-G1**

\*Fixture has measured rating of U1 due to testing above 90 degrees and stray light from reflection off of the fixture body. Upon visual inspection of luminaire, it has a flat lens and opaque sides, there is no significant uplight (<0.5%), and it has therefore been assigned a value of U0 **when installed in a downward orientation**. Consult factory for more information.



Mounting Height = 10 ft

Grid Spacing: 5 ft.

In the interest of product improvement, BEGA reserves the right to make technical changes without notice.

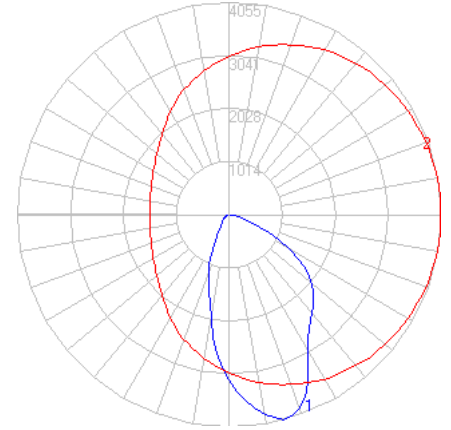
BEGA 1000 Bega Way, Carpinteria, CA 93013 (805)684-0533 Fax (805)566-9474 www.bega-us.com © Copyright BEGA-US 05/05/2026

05/06/2026

# BEGA

File: 24642K35\_BEGA\_IES.ies

TEST: BE\_24642K4  
 TEST LAB: BEGA  
 DATE: 03/09/2023  
 LUMINAIRE: 24 642K35  
 LAMP: 46.4W LED



## Characteristics

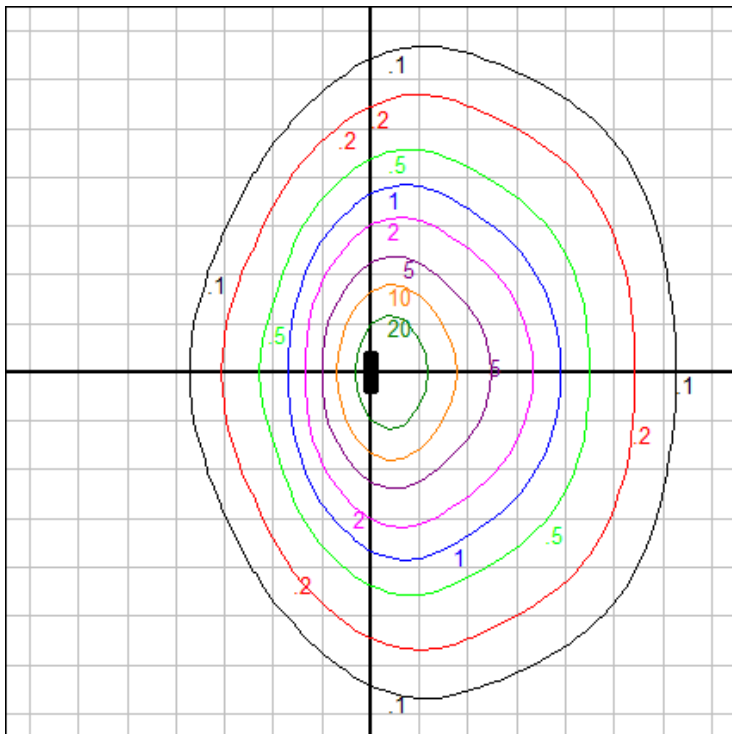
IES Classification	Type II
Longitudinal Classification	Very Short
Lumens Per Lamp	N.A. (absolute)
Total Lamp Lumens	N.A. (absolute)
Luminaire Lumens	6246
Downward Total Efficiency	N.A.
Total Luminaire Efficiency	N.A.
Luminaire Efficacy Rating (LER)	112
Total Luminaire Watts	56
Ballast Factor	1.00
Upward Waste Light Ratio	0.00
Max. Cd.	4055.024 (355H, 15V)
Max. Cd. (<90 Vert.)	4055.024 (355H, 15V)
Max. Cd. (At 90 Deg. Vert.)	.887 (0.0%Lum)
Max. Cd. (80 to <90 Deg. Vert.)	208.046 (3.3%Lum)
Cutoff Classification (deprecated)	N.A. (absolute)

## Lum. Classification System (LCS)

LCS Zone	Lumens	%Lamp	%Lum
FL (0-30)	1498.8	N.A.	24.0
FM (30-60)	2502.0	N.A.	40.1
FH (60-80)	638.7	N.A.	10.2
FVH(80-90)	30.2	N.A.	0.5
BL (0-30)	745.3	N.A.	11.9
BM (30-60)	672.5	N.A.	10.8
BH (60-80)	149.1	N.A.	2.4
BVH(80-90)	9.0	N.A.	0.1
UL (90-100)	< 0.05	N.A.	0.0
UH (100-180)	0.0	N.A.	0.0
Total	6245.6	N.A.	100.0

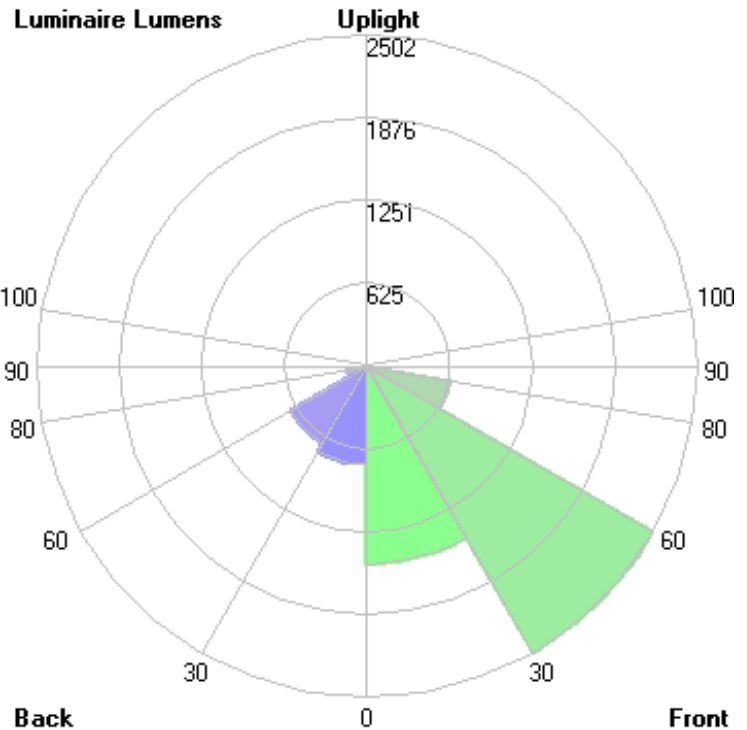
## BUG Rating B1-U0\*-G1

\*Fixture has measured rating of U1 due to testing above 90 degrees and stray light from reflection off of the fixture body. Upon visual inspection of luminaire, it has a flat lens and opaque sides, there is no significant uplight (<0.5%), and it has therefore been assigned a value of U0 when installed in a **downward orientation**. Consult factory for more information.



Mounting Height = 10 ft

Grid Spacing: 5 ft.

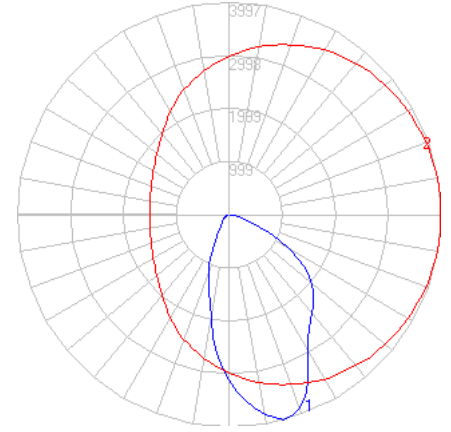


In the interest of product improvement, BEGA reserves the right to make technical changes without notice.

# BEGA

File: 24642K3\_BEGA\_IES.ies

TEST: BE\_24642K4  
 TEST LAB: BEGA  
 DATE: 03/09/2023  
 LUMINAIRE: 24 642K3  
 LAMP: 46.4W LED



## Characteristics

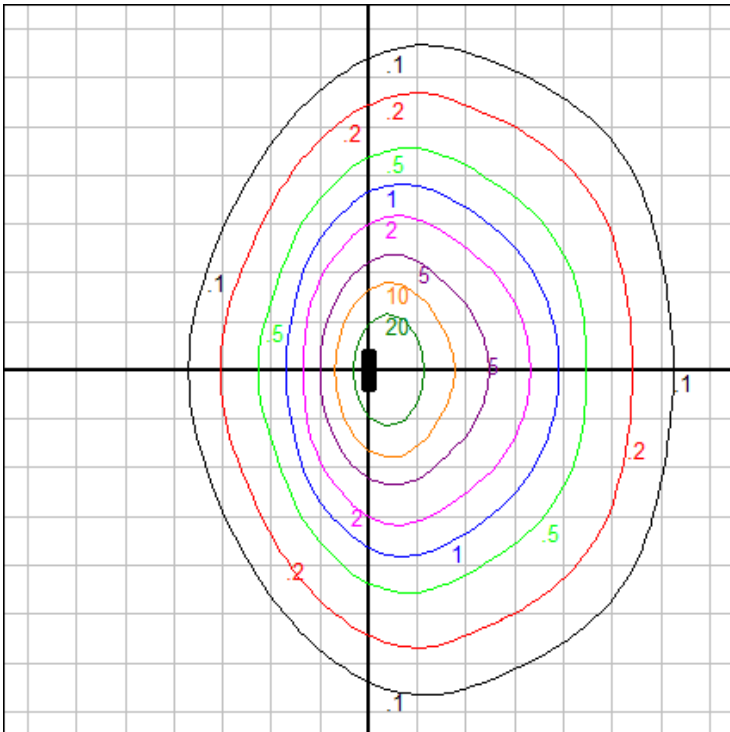
IES Classification	Type II
Longitudinal Classification	Very Short
Lumens Per Lamp	N.A. (absolute)
Total Lamp Lumens	N.A. (absolute)
Luminaire Lumens	6157
Downward Total Efficiency	N.A.
Total Luminaire Efficiency	N.A.
Luminaire Efficacy Rating (LER)	110
Total Luminaire Watts	56
Ballast Factor	1.00
Upward Waste Light Ratio	0.00
Max. Cd.	3997.447 (355H, 15V)
Max. Cd. (<90 Vert.)	3997.447 (355H, 15V)
Max. Cd. (At 90 Deg. Vert.)	.875 (0.0%Lum)
Max. Cd. (80 to <90 Deg. Vert.)	205.092 (3.3%Lum)
Cutoff Classification (deprecated)	N.A. (absolute)

## Lum. Classification System (LCS)

LCS Zone	Lumens	%Lamp	%Lum
FL (0-30)	1477.6	N.A.	24.0
FM (30-60)	2466.5	N.A.	40.1
FH (60-80)	629.7	N.A.	10.2
FVH(80-90)	29.8	N.A.	0.5
BL (0-30)	734.7	N.A.	11.9
BM (30-60)	662.9	N.A.	10.8
BH (60-80)	147.0	N.A.	2.4
BVH(80-90)	8.9	N.A.	0.1
UL (90-100)	< 0.05	N.A.	0.0
UH (100-180)	0.0	N.A.	0.0
Total	6157.1	N.A.	100.0

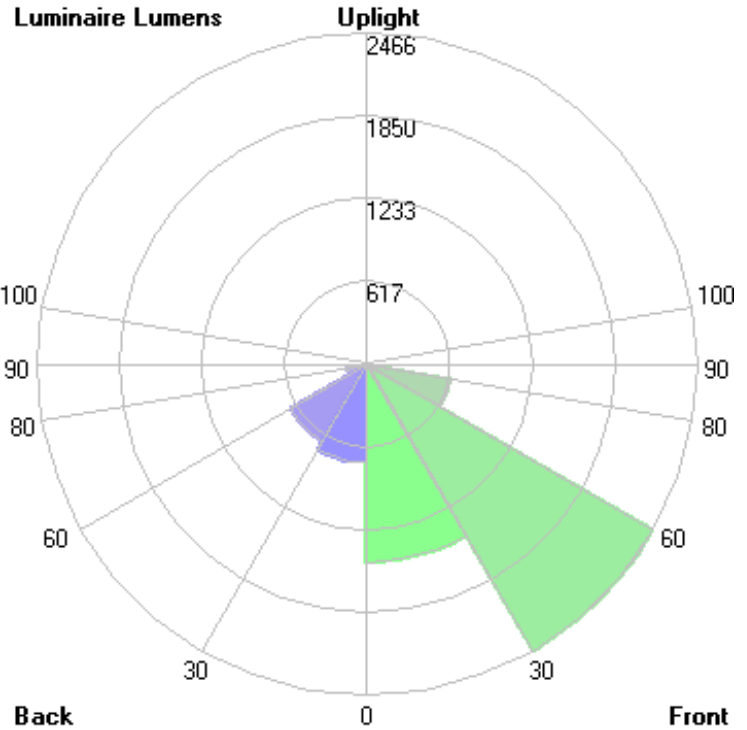
**BUG Rating B2-U0\*-G1**

\*Fixture has measured rating of U1 due to testing above 90 degrees and stray light from reflection off of the fixture body. Upon visual inspection of luminaire, it has a flat lens and opaque sides, there is no significant uplight (<0.5%), and it has therefore been assigned a value of U0 when installed in a downward orientation. Consult factory for more information.



Mounting Height = 10 ft

Grid Spacing: 5 ft.

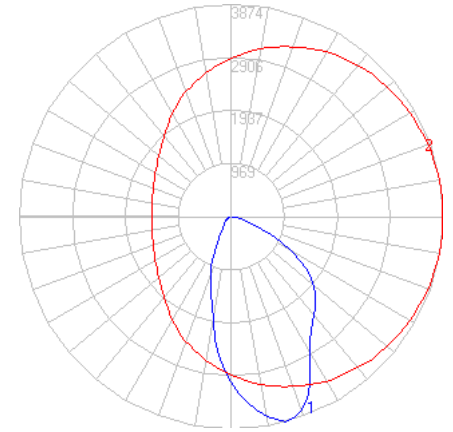


In the interest of product improvement, BEGA reserves the right to make technical changes without notice.

# BEGA

File: 24642K27\_BEGA\_IES.ies

TEST: BE\_24642K4  
 TEST LAB: BEGA  
 DATE: 03/09/2023  
 LUMINAIRE: 24 642K27  
 LAMP: 46.4W LED



## Characteristics

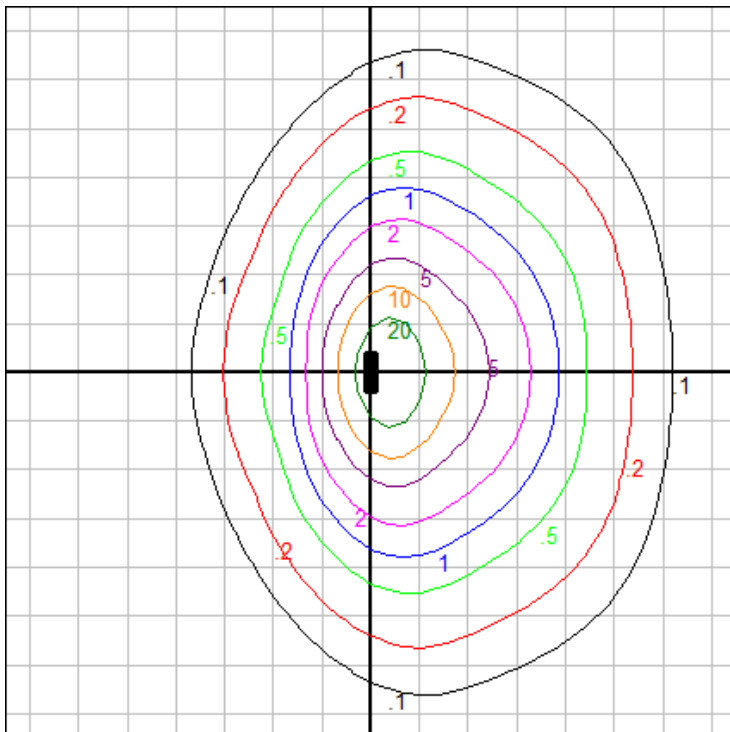
IES Classification	Type II
Longitudinal Classification	Very Short
Lumens Per Lamp	N.A. (absolute)
Total Lamp Lumens	N.A. (absolute)
Luminaire Lumens	5967
Downward Total Efficiency	N.A.
Total Luminaire Efficiency	N.A.
Luminaire Efficacy Rating (LER)	107
Total Luminaire Watts	56
Ballast Factor	1.00
Upward Waste Light Ratio	0.00
Max. Cd.	3874.069 (355H, 15V)
Max. Cd. (<90 Vert.)	3874.069 (355H, 15V)
Max. Cd. (At 90 Deg. Vert.)	.848 (0.0%Lum)
Max. Cd. (80 to <90 Deg. Vert.)	198.762 (3.3%Lum)
Cutoff Classification (deprecated)	N.A. (absolute)

## Lum. Classification System (LCS)

LCS Zone	Lumens	%Lamp	%Lum
FL (0-30)	1432.0	N.A.	24.0
FM (30-60)	2390.3	N.A.	40.1
FH (60-80)	610.2	N.A.	10.2
FVH(80-90)	28.8	N.A.	0.5
BL (0-30)	712.0	N.A.	11.9
BM (30-60)	642.5	N.A.	10.8
BH (60-80)	142.5	N.A.	2.4
BVH(80-90)	8.6	N.A.	0.1
UL (90-100)	< 0.05	N.A.	0.0
UH (100-180)	0.0	N.A.	0.0
Total	5966.9	N.A.	100.0

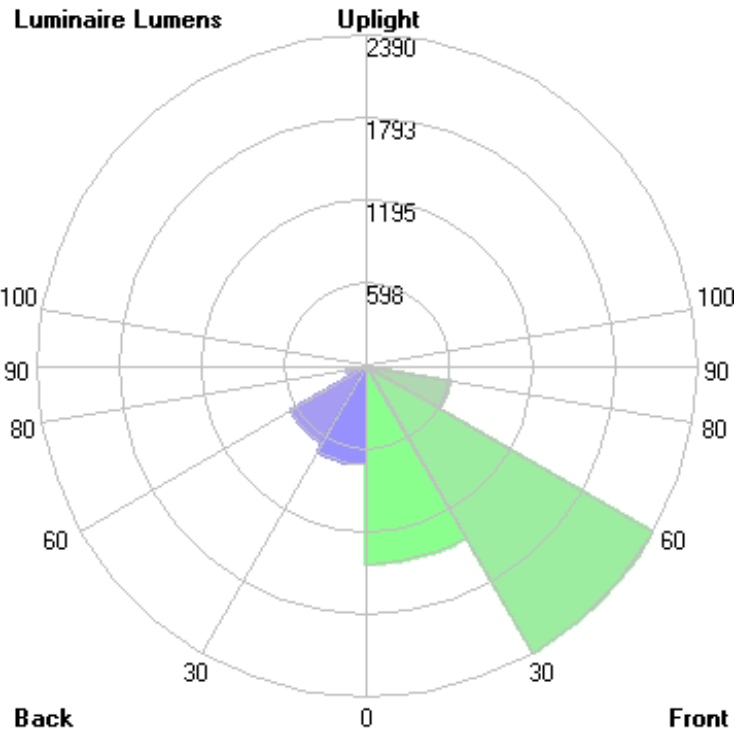
## BUG Rating B2-U0\*-G1

\*Fixture has measured rating of U1 due to testing above 90 degrees and stray light from reflection off of the fixture body. Upon visual inspection of luminaire, it has a flat lens and opaque sides, there is no significant uplight (<0.5%), and it has therefore been assigned a value of U0 when installed in a downward orientation. Consult factory for more information.



Mounting Height = 10 ft.

Grid Spacing: 5 ft.



In the interest of product improvement, BEGA reserves the right to make technical changes without notice.