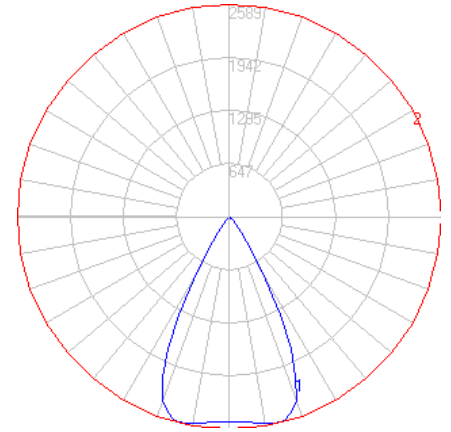


# BEGA

File: 24875K4\_BEGA\_IES.ies

TEST: BE\_24875K4  
 TEST LAB: BEGA  
 DATE: 4/21/2023  
 LUMINAIRE: 24 875K4  
 LAMP: 22.6W LED

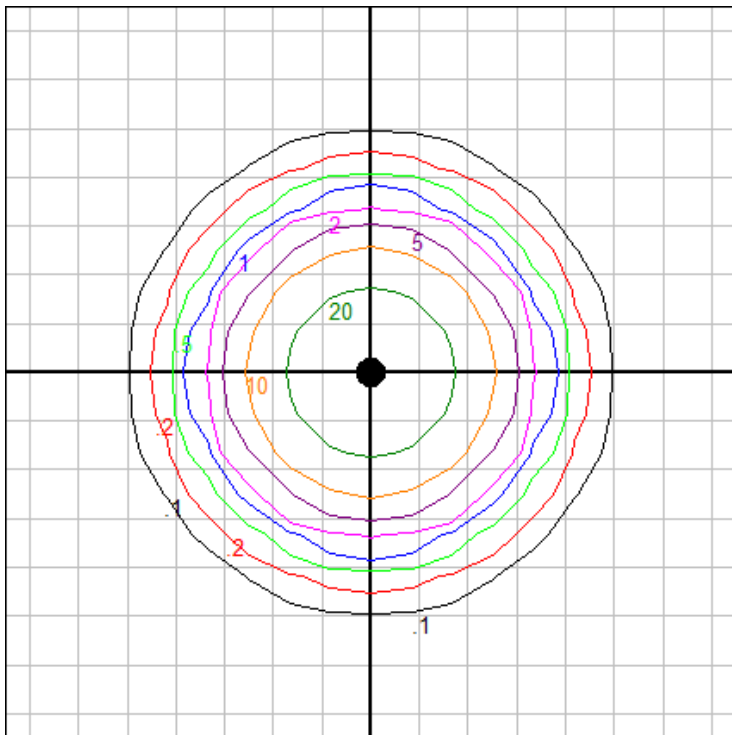


## Characteristics

NEMA Type	4 H x 4 V
Maximum Candela	2588.147
Maximum Candela Angle	-9 H -9 V
Horizontal Beam Angle (50%)	52.7
Vertical Beam Angle (50%)	52.7
Horizontal Field Angle (10%)	68.9
Vertical Field Angle (10%)	68.9
Lumens Per Lamp	N.A. (absolute)
Total Lamp Lumens	N.A. (absolute)
Beam Lumens	1609
Beam Efficiency	N.A.
Field Lumens	1886
Field Efficiency	N.A.
Spill Lumens	78
Luminaire Lumens	1964
Total Efficiency	N.A.
Total Luminaire Watts	26
Ballast Factor	1.00

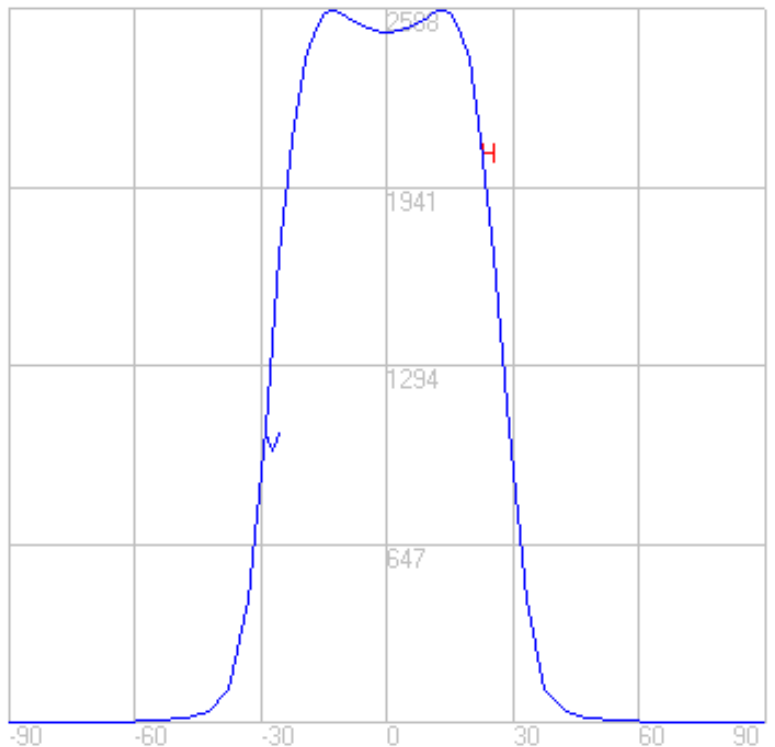
## Zonal Lumen Summary

Zone	Lumens
0-10	241.97
10-20	716.15
20-30	775.29
30-40	198.07
40-50	21.47
50-60	4.46
60-70	0.33
70-80	0.05
80-90	0.00
90-100	0.00
100-110	0.00
110-120	0.00
120-130	0.00
130-140	0.00
140-150	0.00
150-160	0.00
160-170	0.00
170-180	0.00



Mount Height: 10 ft.

Grid Spacing: 2 ft.



In the interest of product improvement, BEGA reserves the right to make technical changes without notice.

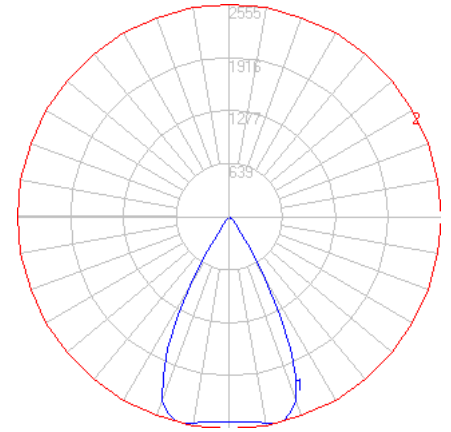
BEGA 1000 Bega Way, Carpinteria, CA 93013 (805)684-0533 Fax (805)566-9474 www.bega-us.com © Copyright BEGA-US 2025

9/2/2025

# BEGA

File: 24875K35\_BEGA\_IES.ies

TEST: BE\_24875K4  
 TEST LAB: BEGA  
 DATE: 4/21/2023  
 LUMINAIRE: 24 875K35  
 LAMP: 22.6W LED

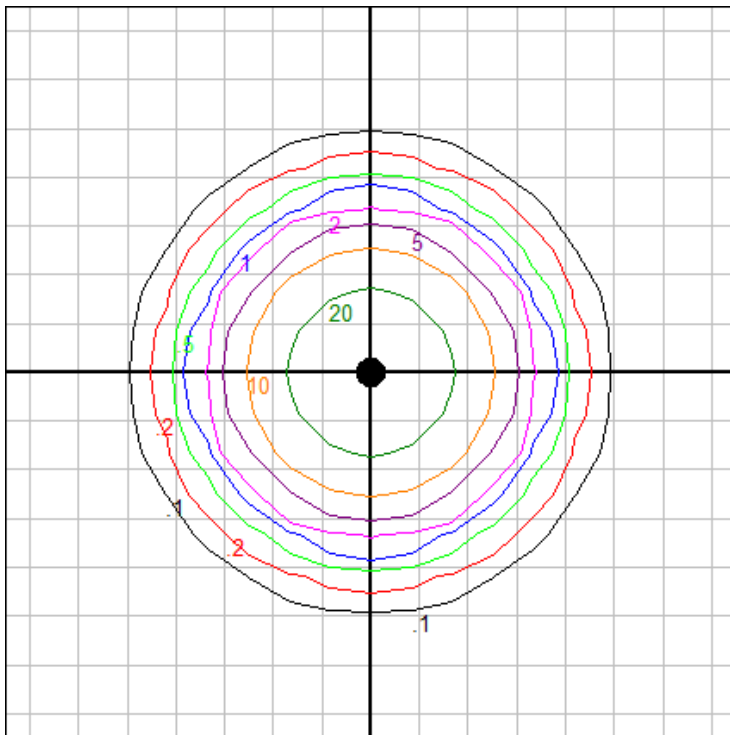


## Characteristics

NEMA Type	4 H x 4 V
Maximum Candela	2553.638
Maximum Candela Angle	-9 H -9 V
Horizontal Beam Angle (50%)	52.7
Vertical Beam Angle (50%)	52.7
Horizontal Field Angle (10%)	68.9
Vertical Field Angle (10%)	68.9
Lumens Per Lamp	N.A. (absolute)
Total Lamp Lumens	N.A. (absolute)
Beam Lumens	1588
Beam Efficiency	N.A.
Field Lumens	1861
Field Efficiency	N.A.
Spill Lumens	77
Luminaire Lumens	1938
Total Efficiency	N.A.
Total Luminaire Watts	26
Ballast Factor	1.00

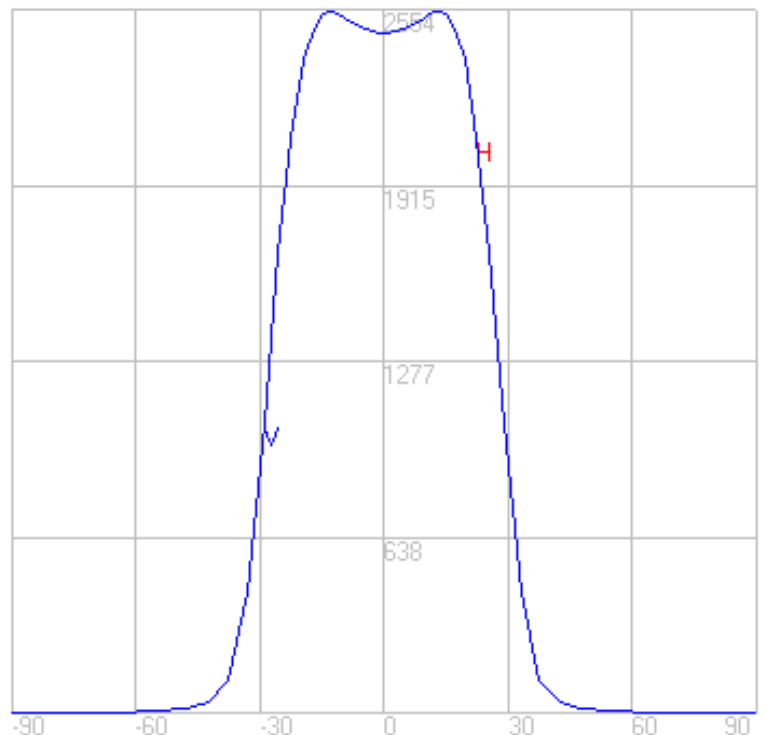
## Zonal Lumen Summary

Zone	Lumens
0-10	238.74
10-20	706.60
20-30	764.95
30-40	195.43
40-50	21.19
50-60	4.40
60-70	0.33
70-80	0.05
80-90	0.00
90-100	0.00
100-110	0.00
110-120	0.00
120-130	0.00
130-140	0.00
140-150	0.00
150-160	0.00
160-170	0.00
170-180	0.00



Mount Height: 10 ft.

Grid Spacing: 2 ft.



In the interest of product improvement, BEGA reserves the right to make technical changes without notice.

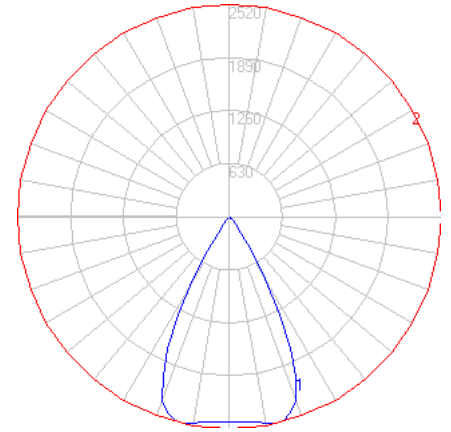
BEGA 1000 Bega Way, Carpinteria, CA 93013 (805)684-0533 Fax (805)566-9474 www.bega-us.com © Copyright BEGA-US 2025

9/2/2025

# BEGA

File: 24875K3\_BEGA\_IES.ies

TEST: BE\_24875K4  
 TEST LAB: BEGA  
 DATE: 4/21/2023  
 LUMINAIRE: 24 875K3  
 LAMP: 22.6W LED

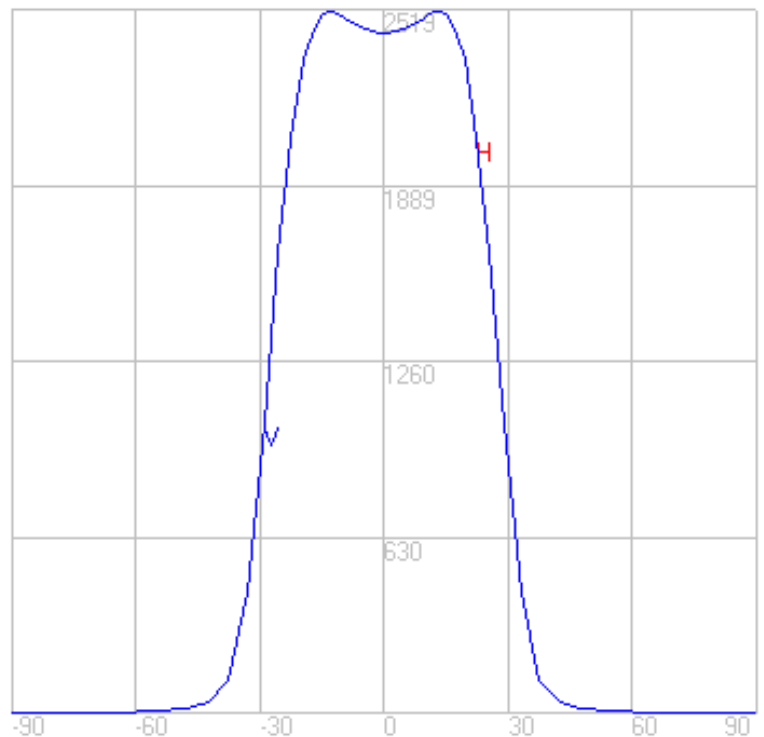
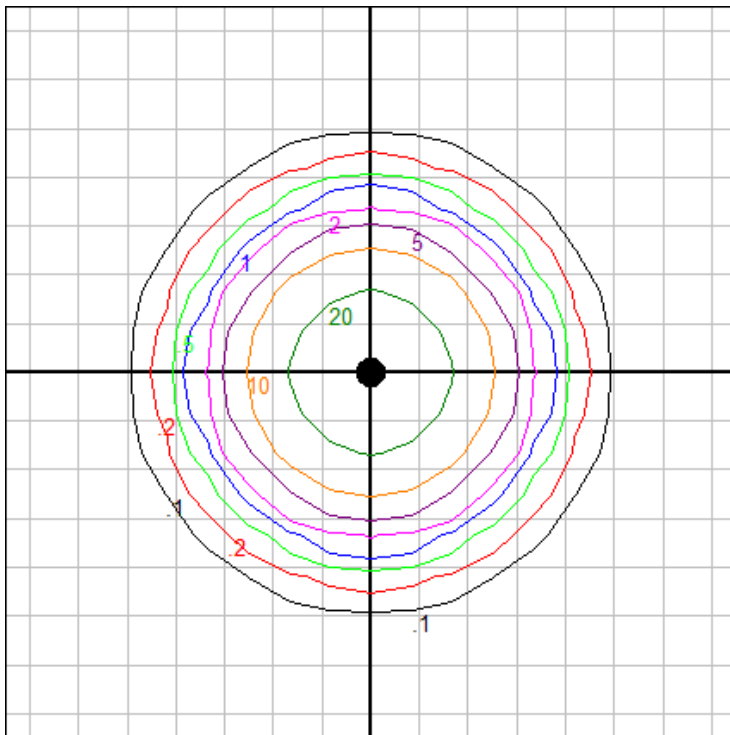


## Characteristics

NEMA Type	4 H x 4 V
Maximum Candela	2519.13
Maximum Candela Angle	-9 H -9 V
Horizontal Beam Angle (50%)	52.7
Vertical Beam Angle (50%)	52.7
Horizontal Field Angle (10%)	68.9
Vertical Field Angle (10%)	68.9
Lumens Per Lamp	N.A. (absolute)
Total Lamp Lumens	N.A. (absolute)
Beam Lumens	1566
Beam Efficiency	N.A.
Field Lumens	1836
Field Efficiency	N.A.
Spill Lumens	76
Luminaire Lumens	1912
Total Efficiency	N.A.
Total Luminaire Watts	26
Ballast Factor	1.00

## Zonal Lumen Summary

Zone	Lumens
0-10	235.52
10-20	697.05
20-30	754.61
30-40	192.79
40-50	20.90
50-60	4.34
60-70	0.32
70-80	0.05
80-90	0.00
90-100	0.00
100-110	0.00
110-120	0.00
120-130	0.00
130-140	0.00
140-150	0.00
150-160	0.00
160-170	0.00
170-180	0.00

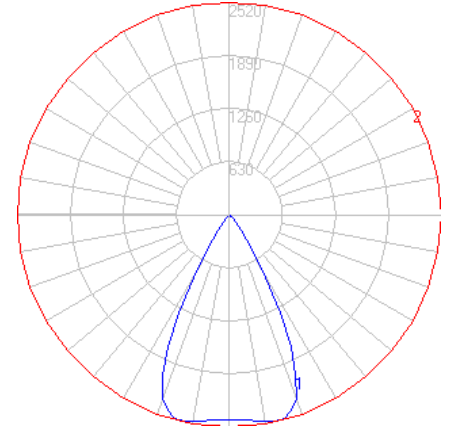


In the interest of product improvement, BEGA reserves the right to make technical changes without notice.

# BEGA

File: 24875K27\_BEGA\_IES.ies

TEST: BE\_24875K4  
 TEST LAB: BEGA  
 DATE: 4/21/2023  
 LUMINAIRE: 24 875K27  
 LAMP: 22.6W LED

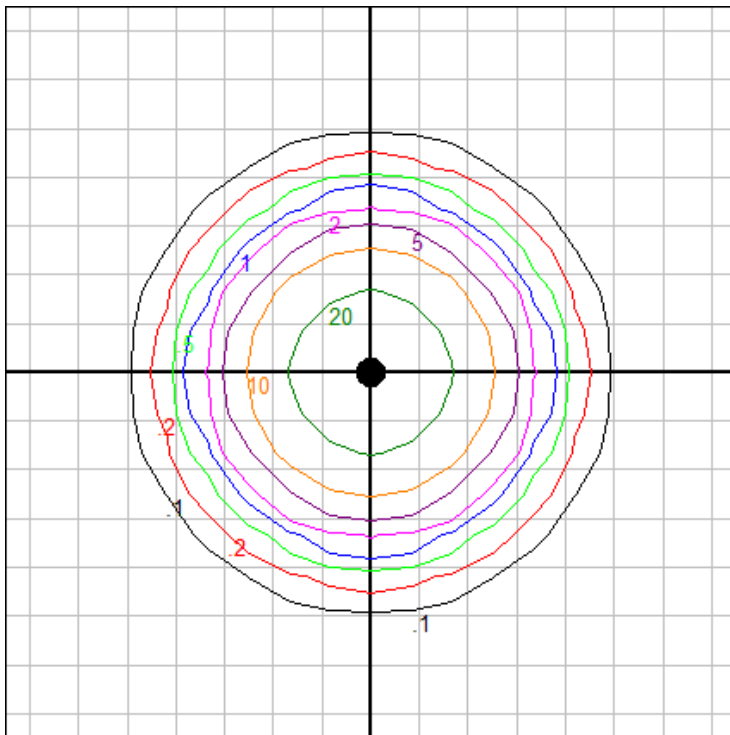


## Characteristics

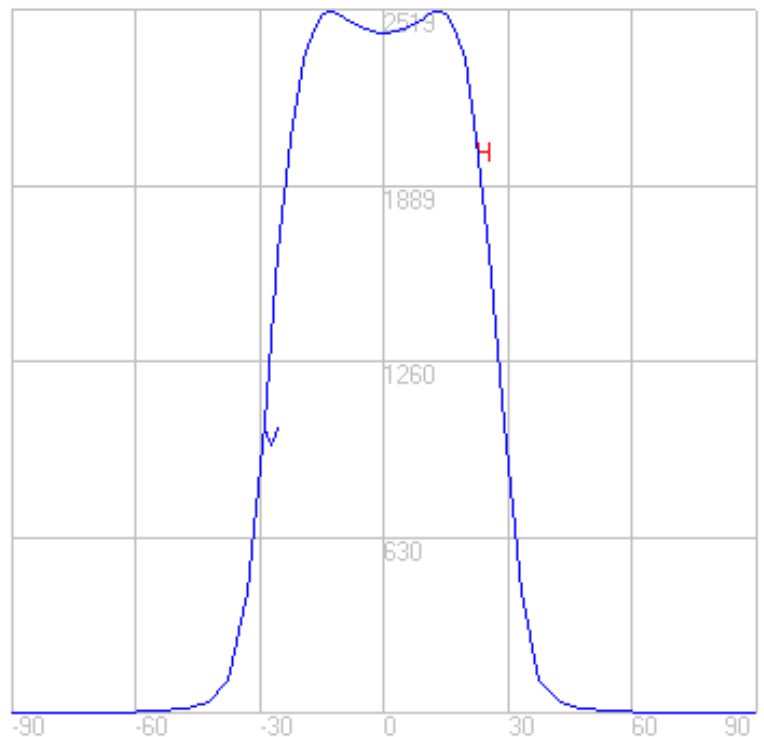
NEMA Type	4 H x 4 V
Maximum Candela	2519.13
Maximum Candela Angle	-9 H -9 V
Horizontal Beam Angle (50%)	52.7
Vertical Beam Angle (50%)	52.7
Horizontal Field Angle (10%)	68.9
Vertical Field Angle (10%)	68.9
Lumens Per Lamp	N.A. (absolute)
Total Lamp Lumens	N.A. (absolute)
Beam Lumens	1566
Beam Efficiency	N.A.
Field Lumens	1836
Field Efficiency	N.A.
Spill Lumens	76
Luminaire Lumens	1912
Total Efficiency	N.A.
Total Luminaire Watts	26
Ballast Factor	1.00

## Zonal Lumen Summary

Zone	Lumens
0-10	235.52
10-20	697.05
20-30	754.61
30-40	192.79
40-50	20.90
50-60	4.34
60-70	0.32
70-80	0.05
80-90	0.00
90-100	0.00
100-110	0.00
110-120	0.00
120-130	0.00
130-140	0.00
140-150	0.00
150-160	0.00
160-170	0.00
170-180	0.00



Mount Height: 10 ft.      Grid Spacing: 2 ft.



In the interest of product improvement, BEGA reserves the right to make technical changes without notice.