


Tools Required:

- Phillips medium screwdriver
- Standard medium screwdriver



Dimensions
A: 9-7/8 "
B: 3-1/8 "

Weight: 3.97 lbs.

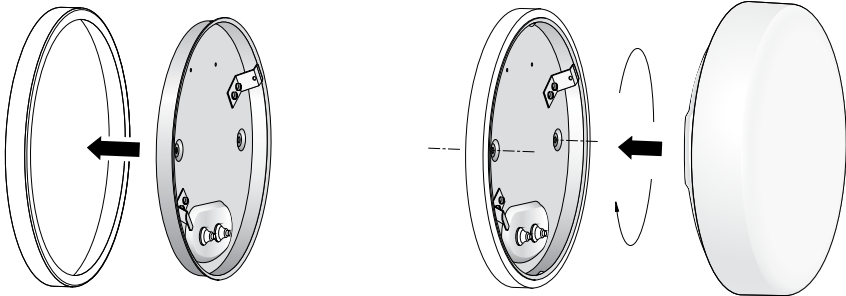
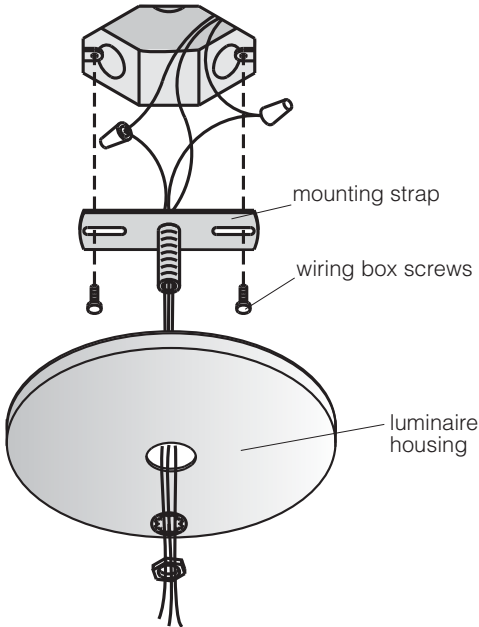
Notice to Installer for 50 078:

- 1. Rated for damp locations - for interior applications only.
- 2. Luminaire mounting canopy mounts directly to standard 4" octagonal wiring box (by others) using mounting kit (provided)
- 3. LEDs are high quality electronic components! Please avoid touching the light output opening of the LED directly during installation.

50 078 installation:

If applicable, install luminaire housing inside trim ring before proceeding.

- 1. Route wires through luminaire base, IP nipple, and center hole in mounting strap.
- 2. Make supply wiring and luminaire wiring connections inside wiring box:
MAIN VOLTAGE SUPPLY WIRE TO BLACK LUMINAIRE WIRE
NEUTRAL (COMMON) SUPPLY WIRE TO WHITE LUMINAIRE WIRE
GREEN GROUND WIRE TO GREEN LUMINAIRE WIRE
- Dimming (if applicable):
DIMMING CONTROL WIRE (+) TO POSITIVE DRIVER DIM CONTROL WIRE
DIMMING CONTROL WIRE (-) TO NEGATIVE DRIVER DIM CONTROL WIRE
- 3. Attach mounting strap to wiring box using outlet box screws (by others)
- 4. Attach 1/4" nipple to mounting strap (provided) and place luminaire over and use lockwasher and nut (provided) to secure luminaire.
- 5. Insert opal glass by screwing in clockwise.



Relamping/Maintenance

Clean dirt and deposits from the luminaire and glass using only solvent-free cleaners. Relamp.

Lamp: 16.8W LED

Accessories

Please refer to the appropriate accessory installation sheet for further instruction when applicable.

Trim Rings:

- | | |
|-----------------|--------|
| White | 13 076 |
| Stainless Steel | 13 077 |
| Chrome | 13 078 |

Replacement Parts

Description	Part No
LED Module (3000K)	LED-0672/830
LED Module (4000K)	LED-0672/840
Driver (120V-277V)	75987
Diffuser	113170.0

Product Safety Warnings:

THIS PRODUCT MUST BE INSTALLED IN ACCORDANCE WITH THE APPLICABLE INSTALLATION CODE BY A PERSON FAMILIAR WITH THE CONSTRUCTION AND OPERATION OF THE PRODUCT AND THE HAZARDS INVOLVED. SUITABLE FOR DAMP LOCATIONS.

MIN 90°C SUPPLY CONDUCTORS.

CE PRODUIT DOIT ÊTRE INSTALLÉ SELON LE CODE D'INSTALLATION PERTINENT, PAR UNE PERSONNE QUI CONNAÎT BIEN LE PRODUIT ET SON FONCTIONNEMENT AINSI QUE LES RISQUES INHÉRENTS. CONVIENT AUX EMPLACEMENTS HUMIDES.

LES FILS D'ALIMENTATION 90°C MIN.