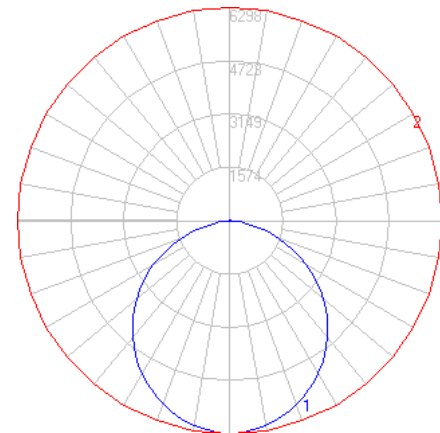


BEGA

File: 50791K4.ies

TEST: 50791K3
 TEST LAB: BEGA
 DATE: 02/23/2026
 LUMINAIRE: 50 791K4
 LAMP: 121.6 W LED

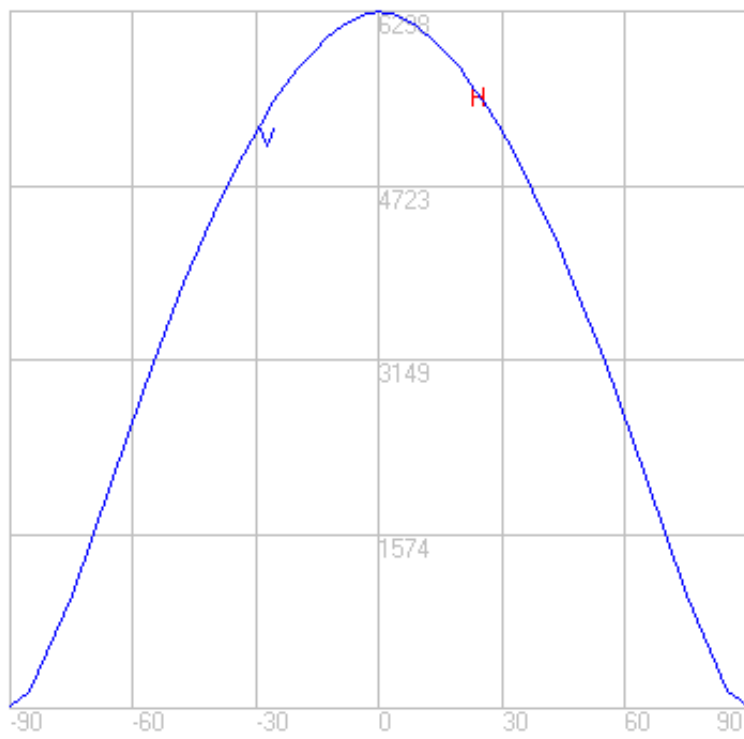
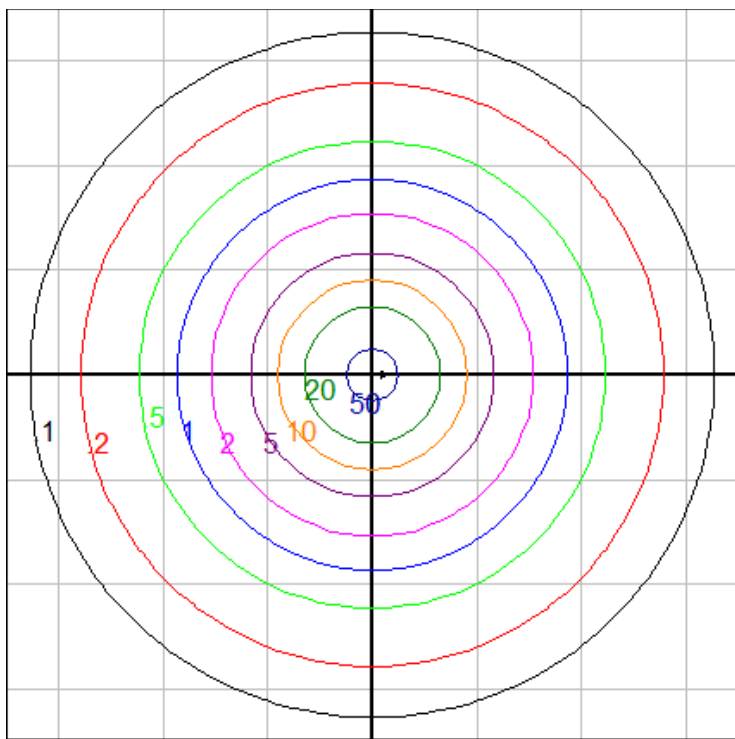


Characteristics

Lumens Per Lamp	N.A. (absolute)
Total Lamp Lumens	N.A. (absolute)
Luminaire Lumens	17166
Total Luminaire Efficiency	N.A.
Luminaire Efficacy Rating (LER)	120
Total Luminaire Watts	143
Ballast Factor	1.00
CIE Type	Direct
Spacing Criterion (0-180)	1.24
Spacing Criterion (90-270)	1.24
Spacing Criterion (Diagonal)	1.36
Basic Luminous Shape	Circular
Luminous Length (0-180)	4.27 ft (Diameter)
Luminous Width (90-270)	4.27 ft (Diameter)
Luminous Height	0.00 ft

Zonal Lumen Summary

Zone	Lumens
0-10	593.51
10-20	1689.06
20-30	2543.75
30-40	3049.26
40-50	3137.76
50-60	2791.93
60-70	2058.37
70-80	1077.7
80-90	209.44
90-100	7.23
100-110	4.00
110-120	2.30
120-130	0.85
130-140	1.01
140-150	0.21
150-160	0.10
160-170	0.03
170-180	0.00



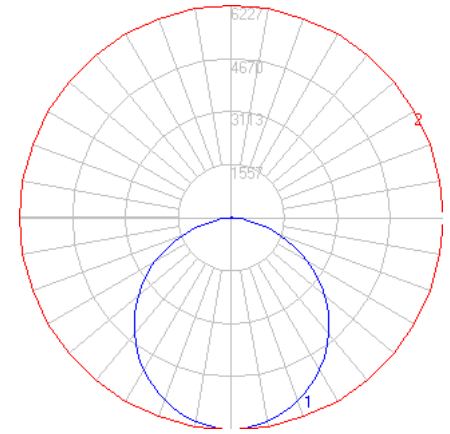
Mounting Height: 10 ft.

Grid Spacing: 13 ft.

BEGA

File: 50791K35.ies

TEST: 50791K3
 TEST LAB: BEGA
 DATE: 02/23/2026
 LUMINAIRE: 50 791K35
 LAMP: 121.6 W LED

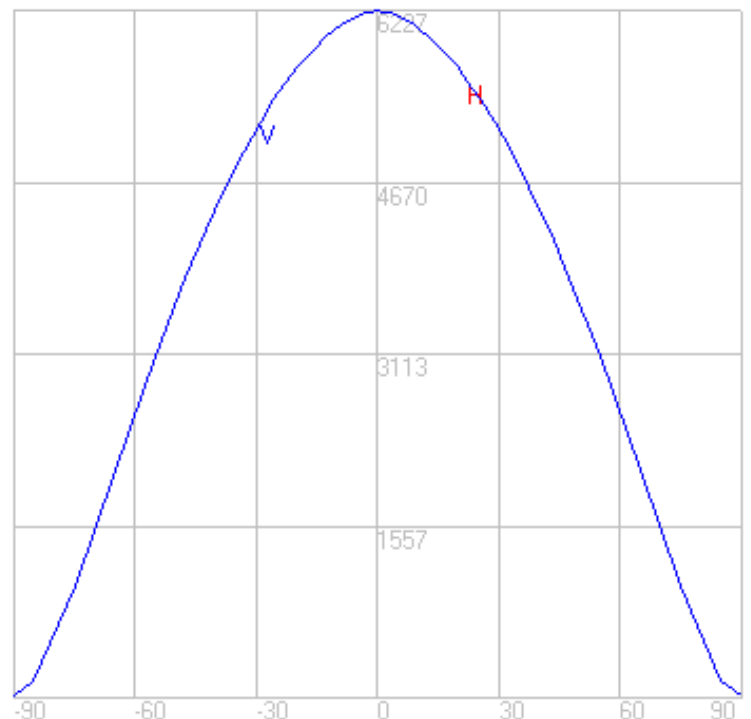
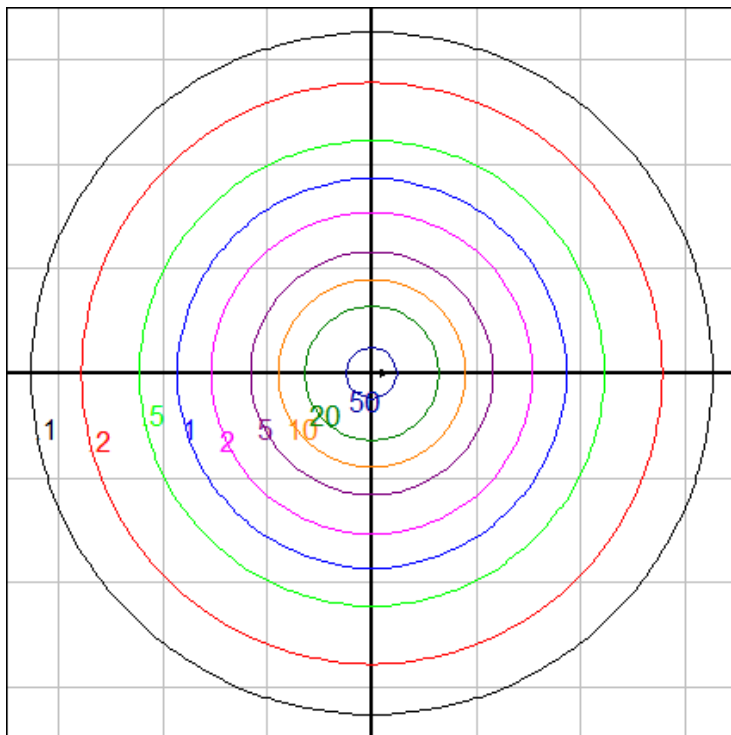


Characteristics

Lumens Per Lamp	N.A. (absolute)
Total Lamp Lumens	N.A. (absolute)
Luminaire Lumens	16972
Total Luminaire Efficiency	N.A.
Luminaire Efficacy Rating (LER)	119
Total Luminaire Watts	143
Ballast Factor	1.00
CIE Type	Direct
Spacing Criterion (0-180)	1.24
Spacing Criterion (90-270)	1.24
Spacing Criterion (Diagonal)	1.36
Basic Luminous Shape	Circular
Luminous Length (0-180)	4.27 ft (Diameter)
Luminous Width (90-270)	4.27 ft (Diameter)
Luminous Height	0.00 ft

Zonal Lumen Summary

Zone	Lumens
0-10	586.78
10-20	1669.92
20-30	2514.92
30-40	3014.71
40-50	3102.2
50-60	2760.29
60-70	2035.05
70-80	1065.49
80-90	207.07
90-100	7.15
100-110	3.95
110-120	2.27
120-130	0.84
130-140	1.00
140-150	0.20
150-160	0.10
160-170	0.03
170-180	0.00



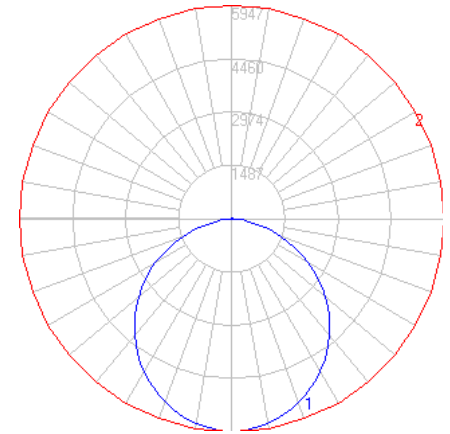
Mounting Height: 10 ft.

Grid Spacing: 13 ft.

BEGA

File: 50791K3.ies

TEST: 50791K3
 TEST LAB: BEGA
 DATE: 02/23/2026
 LUMINAIRE: 50 791K3
 LAMP: 121.6 W LED

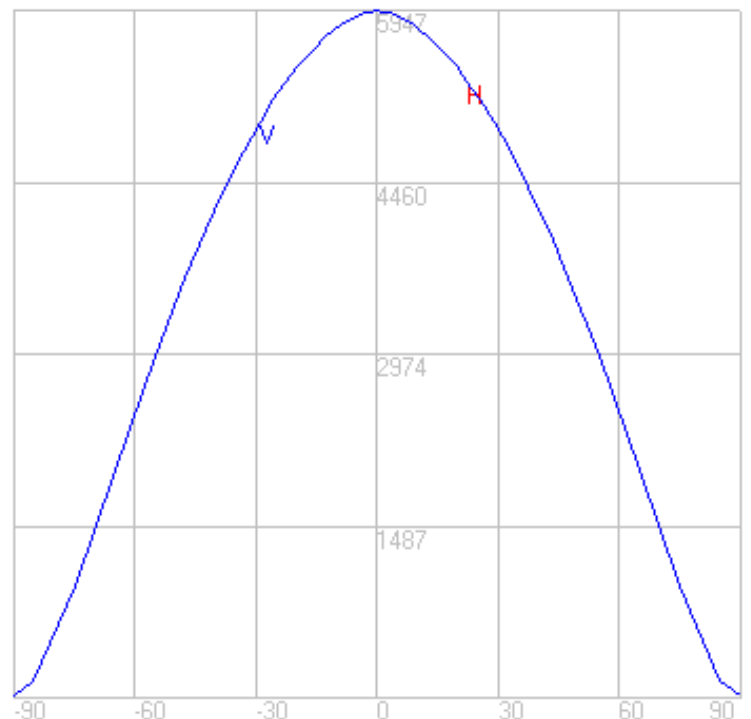
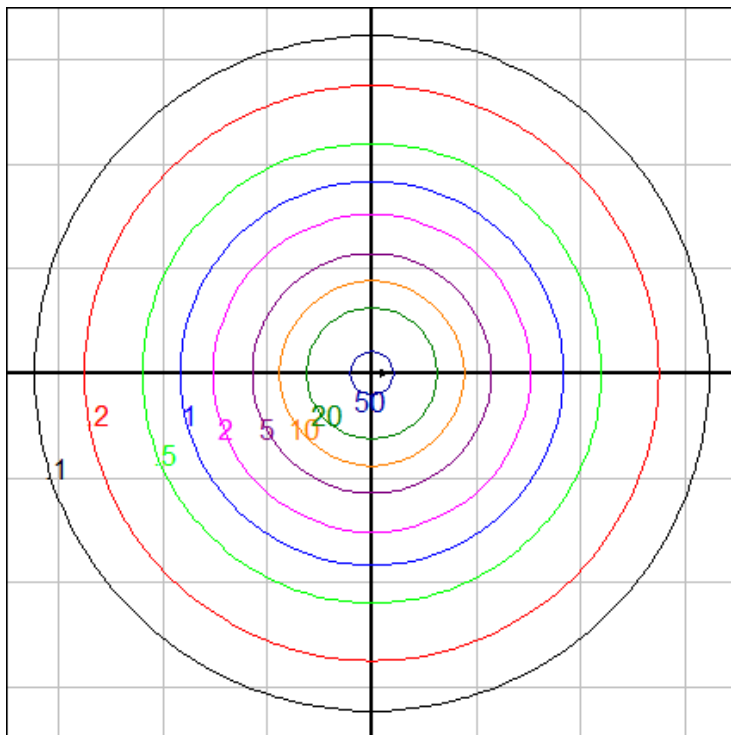


Characteristics

Lumens Per Lamp	N.A. (absolute)
Total Lamp Lumens	N.A. (absolute)
Luminaire Lumens	16210
Total Luminaire Efficiency	N.A.
Luminaire Efficacy Rating (LER)	113
Total Luminaire Watts	143
Ballast Factor	1.00
CIE Type	Direct
Spacing Criterion (0-180)	1.24
Spacing Criterion (90-270)	1.24
Spacing Criterion (Diagonal)	1.36
Basic Luminous Shape	Circular
Luminous Length (0-180)	4.27 ft (Diameter)
Luminous Width (90-270)	4.27 ft (Diameter)
Luminous Height	0.00 ft

Zonal Lumen Summary

Zone	Lumens
0-10	560.44
10-20	1594.95
20-30	2402.03
30-40	2879.38
40-50	2962.95
50-60	2636.38
60-70	1943.69
70-80	1017.66
80-90	197.78
90-100	6.83
100-110	3.77
110-120	2.17
120-130	0.80
130-140	0.95
140-150	0.19
150-160	0.09
160-170	0.03
170-180	0.00



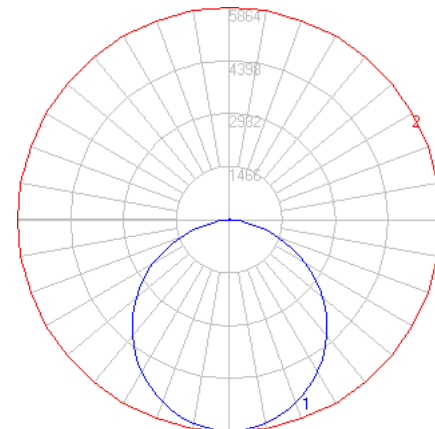
Mounting Height: 10 ft.

Grid Spacing: 13 ft.

BEGA

File: 50791K27.ies

TEST: 50791K3
 TEST LAB: BEGA
 DATE: 02/23/2026
 LUMINAIRE: 50 791K27
 LAMP: 121.6 W LED

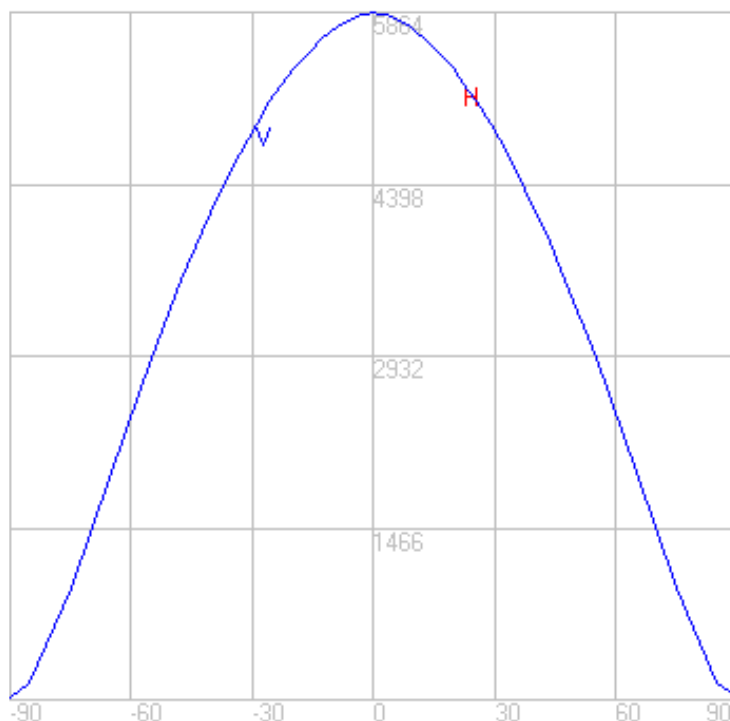
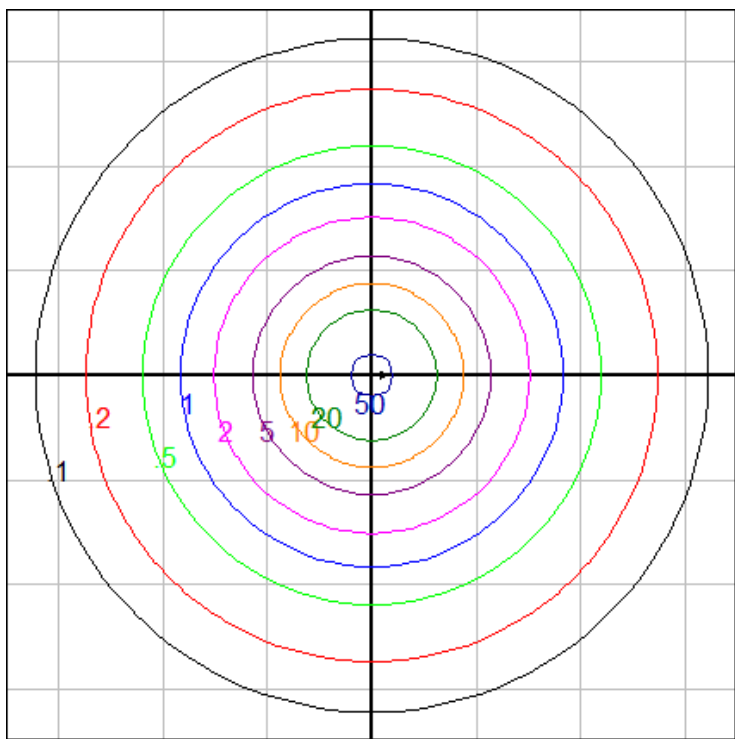


Characteristics

Lumens Per Lamp	N.A. (absolute)
Total Lamp Lumens	N.A. (absolute)
Luminaire Lumens	15983
Total Luminaire Efficiency	N.A.
Luminaire Efficacy Rating (LER)	112
Total Luminaire Watts	143
Ballast Factor	1.00
CIE Type	Direct
Spacing Criterion (0-180)	1.24
Spacing Criterion (90-270)	1.24
Spacing Criterion (Diagonal)	1.36
Basic Luminous Shape	Circular
Luminous Length (0-180)	4.27 ft (Diameter)
Luminous Width (90-270)	4.27 ft (Diameter)
Luminous Height	0.00 ft

Zonal Lumen Summary

Zone	Lumens
0-10	552.60
10-20	1572.62
20-30	2368.4
30-40	2839.07
40-50	2921.47
50-60	2599.47
60-70	1916.48
70-80	1003.41
80-90	195.01
90-100	6.73
100-110	3.72
110-120	2.14
120-130	0.79
130-140	0.94
140-150	0.19
150-160	0.09
160-170	0.02
170-180	0.00



Mounting Height: 10 ft. Grid Spacing: 13 ft.