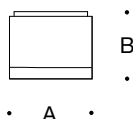


Tools Required:

3mm hex key
Flat head screw driver medium
Phillips head screw driver medium



Dimensions

A: 3-3/4"

B: 3-5/8"



Protection Class: IP65

Weight: 1.3 lbs.

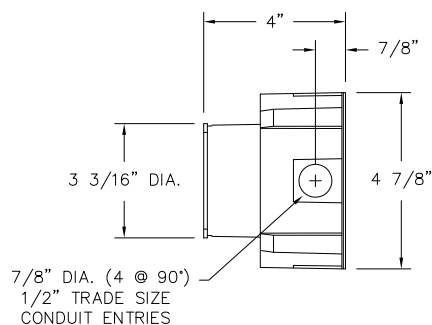
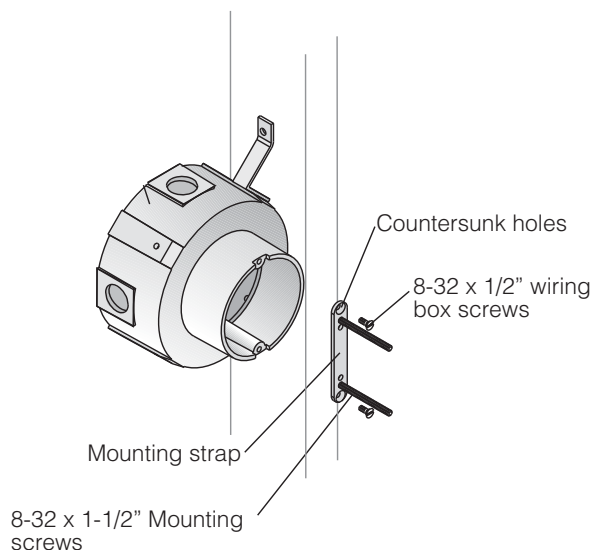
Notice to Installer for 66 050:

- See page 2 for specific product safety warnings.
- BEGA luminaires may be damaged if connected to conduit systems containing water- Article 300-5G of National Electric Code requires that "Conduits or raceways through which moisture may contact energized live parts shall be sealed or plugged at either or both ends".**
- For attachment to ceiling surface, fixture mounts directly to 19 538 small opening wiring box (provided).
- In conformance with U.L. Standards 1598, a silicone-based sealant **MUST** be used between the mounting plate edge and supporting wall.
- LEDs are high-quality electronic components! Please avoid touching the light output opening of the LED directly during installation.
- See installation sheet 99068, supplied, for detailed instructions on 19 538 small wiring box installation.

NOTE: Requires a 24V DC class 2 electronic power supply to operate intended LED wattage. **(not included).** DO NOT CONNECT TO LINE (120-277) VOLTAGE

66 050 - installation:

- Remove glass by turning counter-clockwise.
- Feed luminaire LED driver wires through luminaire housing.
- Make 24V DC supply wiring and LED connections in small opening wiring box:
NEGATIVE SUPPLY WIRE TO BLACK LED LUMINAIRE WIRE
POSITIVE SUPPLY WIRE TO RED LED LUMINAIRE WIRE
- Place a small bead of silicone around the back side of the luminaire base that will come in contact with the finished surface (exterior applications only).
- Attach luminaire housing to wiring box using (2) 1/2" countersunk screws.
- Replace luminaire glass, making sure the gasket is sealed properly.



Relamping/Maintenance

No relamping required.

Accessories

Please refer to the appropriate accessory installation sheet for further instruction when applicable.

Wiring Box 19 538

Remote 25W LED Driver 19 580

Remote 50W LED Driver 19 591

Replacement Parts

Description	Part No
Lens	11297710
Gasket	831377
LED driver (24VDC)	75928
LED replacement (3000K)	LED-0336/830
LED replacement (4000K)	LED-0336/840

In the interest of product improvement, BEGA reserves the right to make technical changes without notice.

BEGA 1000 Bega Way, Carpinteria, CA 93013 (805)684-0533 Fax (805)566-9474 www.bega-us.com © Copyright BEGA-US 2018

Product Safety Warnings:

THIS PRODUCT MUST BE INSTALLED IN ACCORDANCE WITH THE APPLICABLE INSTALLATION CODE BY A PERSON FAMILIAR WITH THE CONSTRUCTION AND OPERATION OF THE PRODUCT AND THE HAZARDS INVOLVED. SUITABLE FOR WET LOCATIONS.

MIN 90°C SUPPLY CONDUCTORS.

CE PRODUIT DOIT ÊTRE INSTALLÉ SELON LE CODE D'INSTALLATION PERTINENT, PAR UNE PERSONNE QUI CONNAÎT BIEN LE PRODUIT ET SON FONCTIONNEMENT AINSI QUE LES RISQUES INHÉRENTS. CONVIENT AUX EMPLACEMENTS MOUILLÉS.

LES FILS D'ALIMENTATION 90°C MIN.
