

Application
BEGA system bollard luminaire tube without components. BEGA system bollard tubes are designed for easy attachment to system bollard heads using an interlocking mechanism. An accompanying bollard head must be selected for proper installation. Mounting system allows for luminaire to be adjusted independent of anchor bolt orientation.

Materials
Die-cast aluminum
Extruded aluminum
Mechanically captive stainless steel fasteners
Galvanized steel anchorage
NRTL listed to North American Standards, suitable for wet locations
Protection class IP 65

Weight: 23.4 lbs.

Finish
All BEGA standard finishes are matte, textured powder coat with minimum 3 mil thickness. BEGA Unidure® finish provides superior fade protection in Black, Bronze, and Silver. BEGA standard White is a super durable polyester powder. Optionally available RAL, custom, and premium colors provided in polyester powder and/or liquid paint.

Available colors

Black (BLK)	Bronze (BRZ)
Silver (SLV)	White (WHT)
Natural Bronze (NTB)	RAL:
CUS:	

Type:
BEGA Product:
Project:
Modified:

Available options

70896	Direct burial anchorage (replaces included anchorage kit, pre-shippable)
CUS	Custom finish
MGU	Marine grade undercoat
NTB	Natural bronze (premium finish)
RAL	RAL finish

Included (available for pre-shipment)

B79818	Anchorage kit
--------	---------------



	A	B
B84003	8 ⁵ / ₈	34 ⁵ / ₈











System bollard summary · Square

BEGA

The overview provides a compact summary of the possibilities for combining the various bollard heads with the bollard tubes and their additional functions.

For each bollard head you can find matching bollard tubes with and without components.

System bollard heads with compatible tubes							
BEGA bollard tubes □ in inches		□ 6 1/2	□ 8 5/8	□ 6 1/2	□ 8 5/8	□ 6 1/2	□ 8 5/8
	Without components in two heights	•	•	•	•	•	•
	With integral PIR motion sensor	•	•	•	•	•	•
	With drive-through protection		•		•		•
	With integral GFCI outlet		•		•		•
	Wood bollard tubes	•	•	•	•	•	•

Compatible heads · □ 8 5/8

System bollard head · Unshielded with safety guard · 360°

	LED	A	B
B84681	15.7 W	8 5/8	9 1/4

System bollard head · Shielded · 360°

	LED	A	B
B84691	25.2 W	8 5/8	7 1/2

System bollard head · Non-illuminated cap

	A	B
B71125	8 5/8	0 3/4