

Application

BEGA system bollard luminaire impact tube for vehicular drive-through protection. BEGA system bollard tubes are designed for easy attachment to system bollard heads using an interlocking mechanism. An accompanying bollard head must be selected for proper installation. The bollard tube and anchorage are designed for two different impact ratings depending on the corresponding foundation detail: Up to 1.5 metric tons at 6 mph, or up to 1.5 metric tons at 30 mph. Full scale concrete and rebar structural construction documents provided. Statics calculation and design based on PA68: 2013 British Standard and Europe IWA 14-1: 2013.

Materials

Marine grade, copper free (≤0.3% copper content) A360.0 aluminum alloy
Stainless steel hardware
Galvanized steel anchorage

NRTL listed to North American Standards, suitable for wet locations
Protection class IP 65

Weight: 115.0 lbs.

Finish

All BEGA standard finishes are matte, textured powder coat with minimum 3 mil thickness. BEGA Unidure® finish provides superior fade protection in Black, Bronze, and Silver. BEGA standard White is a super durable polyester powder. Optionally available RAL, custom, and premium colors provided in polyester powder and/or liquid paint.

Available colors

Black (BLK)	Bronze (BRZ)
Silver (SLV)	White (WHT)
Natural Bronze (NTB)	RAL:
CUS:	

Type:

BEGA Product:

Project:

Modified:

Available options

CUS	Custom finish
MGU	Marine grade undercoat
NTB	Natural bronze (premium finish)
RAL	RAL Classic, matte finish

Included (available for pre-shipment)

B96086	Direct burial anchorage
--------	-------------------------











	A	B
B84016	8 ⁵ / ₈	34 ³ / ₈



System bollard summary · Square

The overview provides a compact summary of the possibilities for combining the various bollard heads with the bollard tubes and their additional functions.

For each bollard head you can find matching bollard tubes with and without components.

System bollard heads with compatible tubes							
BEGA bollard tubes □ in inches		□ 6 1/2	□ 8 5/8	□ 6 1/2	□ 8 5/8	□ 6 1/2	□ 8 5/8
	Without components in two heights	•	•	•	•	•	•
	With integral PIR motion sensor	•	•	•	•	•	•
	With drive-through protection		•		•		•
	With integral GFCI outlet		•		•		•
	Wood bollard tubes	•	•	•	•	•	•

Compatible heads · □ 8 5/8

System bollard head · Unshielded with safety guard · 360°

	LED	A	B
B84681	15.7 W	8 5/8	9 1/4

System bollard head · Shielded · 360°

	LED	A	B
B84691	25.2 W	8 5/8	7 1/2

System bollard head · Non-illuminated cap

	A	B
B71125	8 5/8	0 3/4