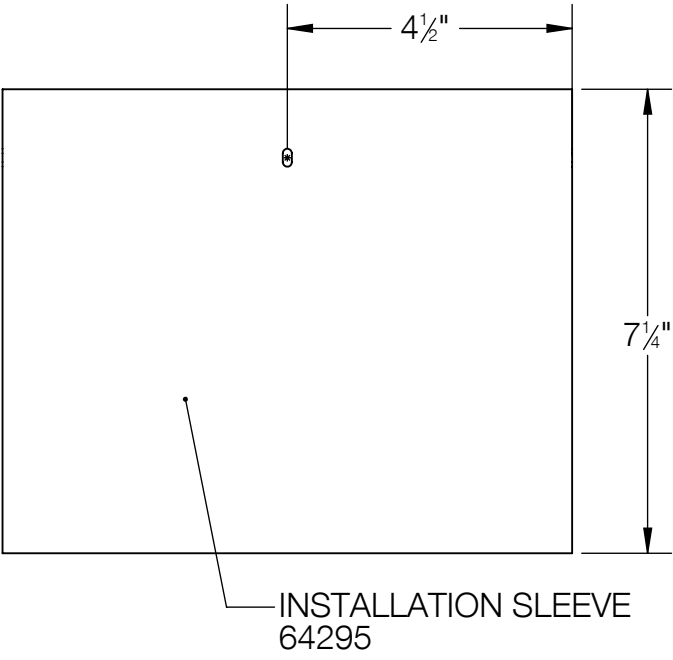
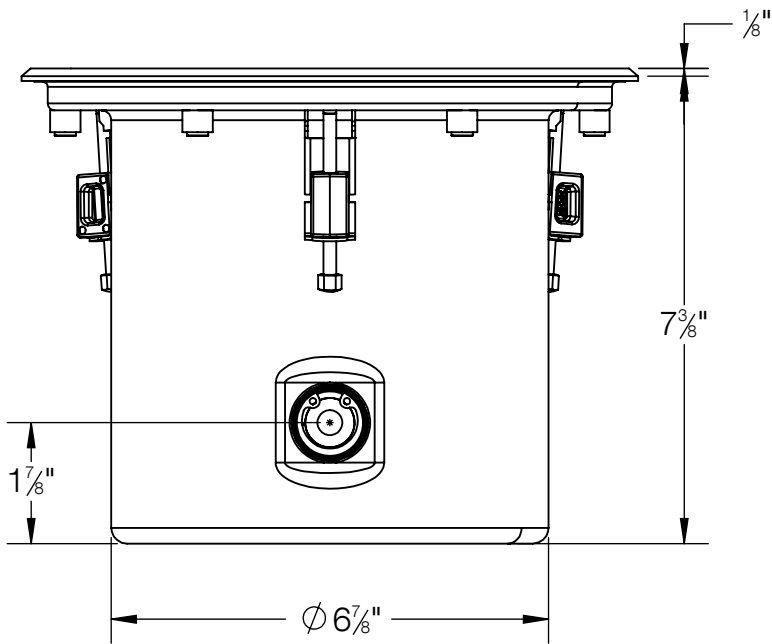
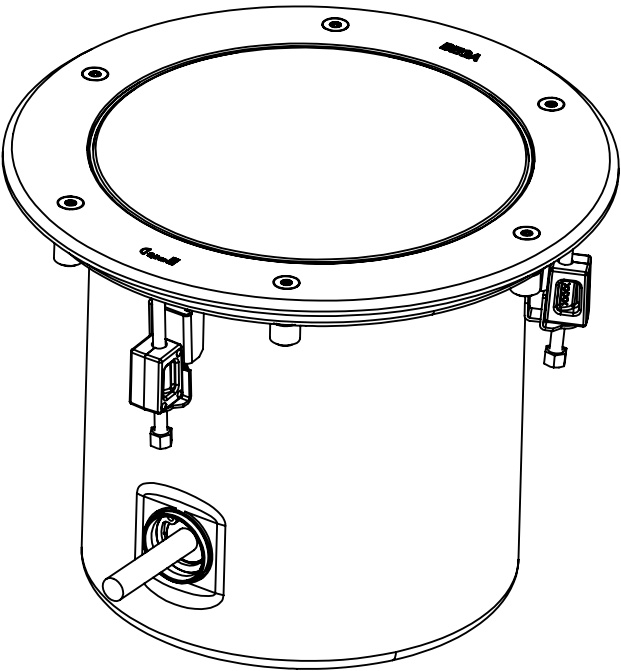

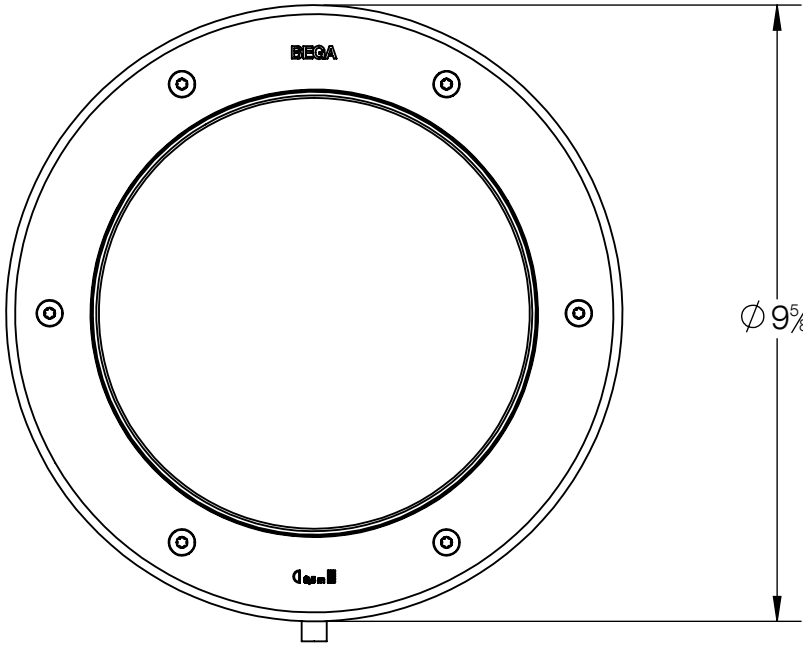


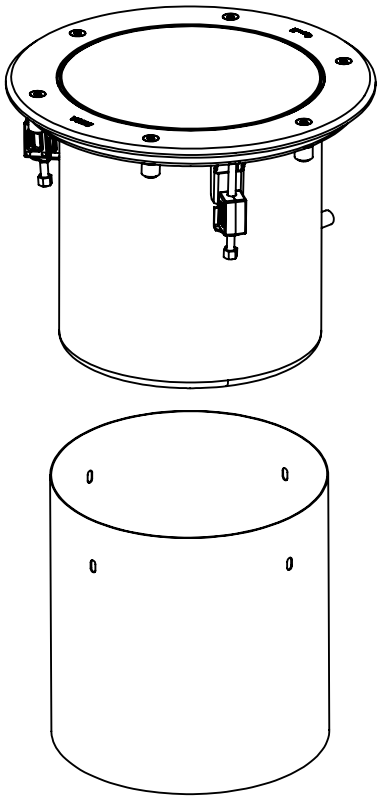
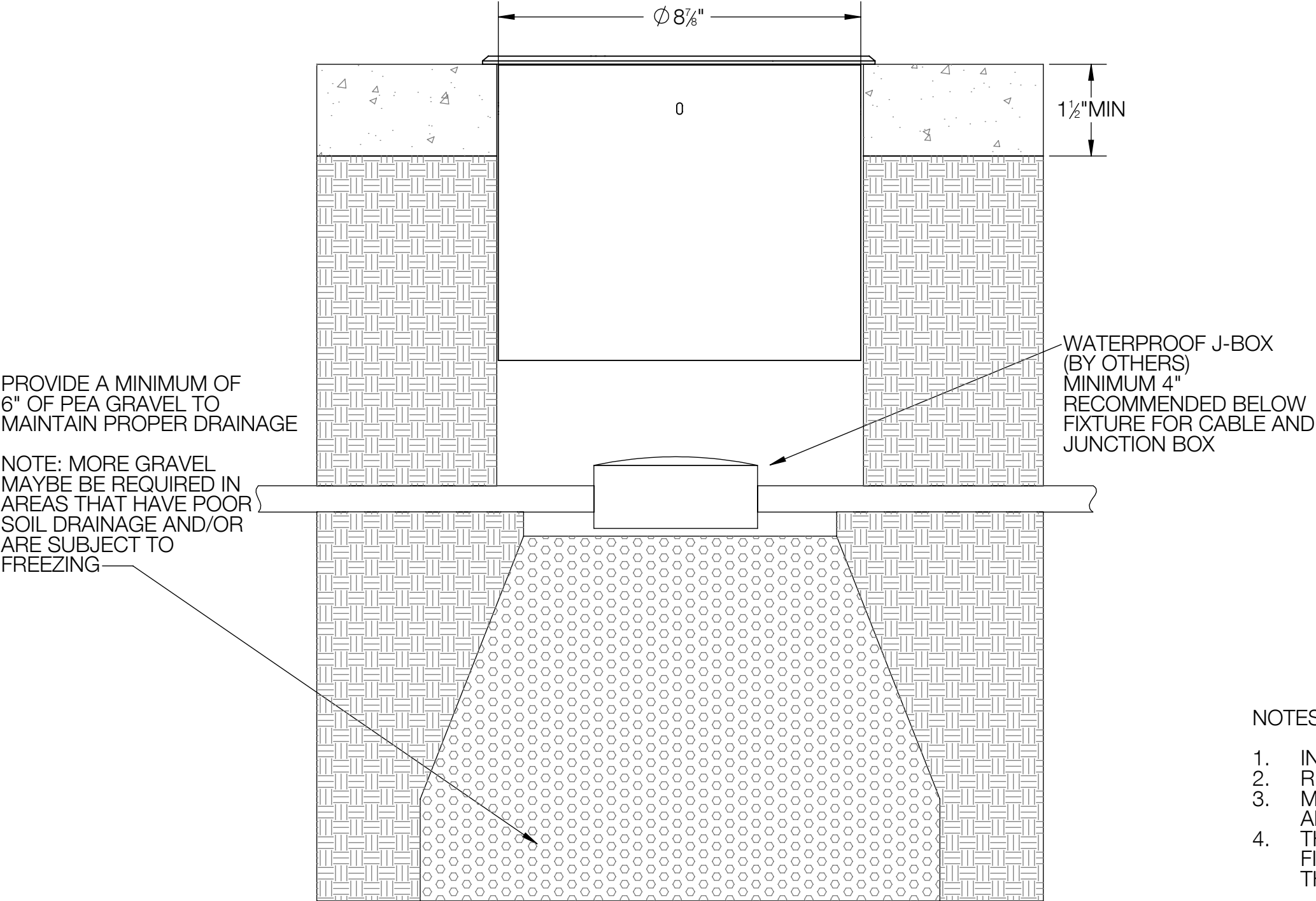
REV	CHANGED BY	DESCRIPTION	DATE



- NOTES:
- 1. INSTALLATION SLEEVE INCLUDED
  - 2. FIXING IS ACHIEVED BY USING THREE WEDGE SHAPED CLAMPING ELEMENTS
  - 3. MUST SUPPLY MINIMUM OF 6" OF ADEQUATE DRAINING

BEGA				
1000 BEGA Way, Carpinteria, California 93013			P (805) 684-0533 - www.bega-us.com	
APPROVED: _____ DATE: _____		DESCRIPTION: IN-GRADE LUMINAIRE - SYMMETRIC - VERY WIDE BEAM		
TYPE: _____				
PROPRIETARY AND CONFIDENTIAL THE INFORMATION CONTAINED IN THIS DRAWING IS THE SOLE PROPERTY OF BEGA NORTH AMERICA, INC. ANY REPRODUCTION IN PART OR AS A WHOLE WITHOUT THE WRITTEN PERMISSION OF BEGA NORTH AMERICA, INC. IS PROHIBITED.		SIZE	PART NO.	REV
		B	84352	-
		NOT TO SCALE	11/16/2025	SHEET 1 OF 2

REV	CHANGED BY	DESCRIPTION	DATE



- NOTES:
1. INSTALLATION HOUSING/SLEEVE INCLUDED
  2. REQUIRED RECESSED OPENING Ø 8 7/8"
  3. MUST SUPPLY MINIMUM OF 6" OF ADEQUATE DRAINING
  4. THE UPPER EDGE OF THE RECESS OPENING MUST BE FIRM ON A THICKNESS OF 1 1/2" MIN IN ORDER TO ACCEPT THE CLAMPING FORCES OF THE LUMINAIRE.

BEGA				
1000 BEGA Way, Carpinteria, California 93013			P (805) 684-0533 - www.bega-us.com	
APPROVED: _____ DATE: _____		DESCRIPTION: IN-GRADE LUMINAIRE - SYMMETRIC - VERY WIDE BEAM		
TYPE: _____				
PROPRIETARY AND CONFIDENTIAL THE INFORMATION CONTAINED IN THIS DRAWING IS THE SOLE PROPERTY OF BEGA NORTH AMERICA, INC. ANY REPRODUCTION IN PART OR AS A WHOLE WITHOUT THE WRITTEN PERMISSION OF BEGA NORTH AMERICA, INC. IS PROHIBITED.		SIZE	PART NO.	REV
		B	84352	-
		NOT TO SCALE	11/16/2025	SHEET 2 OF 2