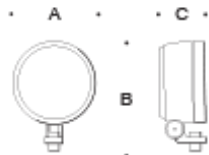


Tools Required:

5mm hex key
Adjustable wrench


Dimensions

A: 6-7/8"

B: 10"

C: 3-7/8"



Protection Class: IP65

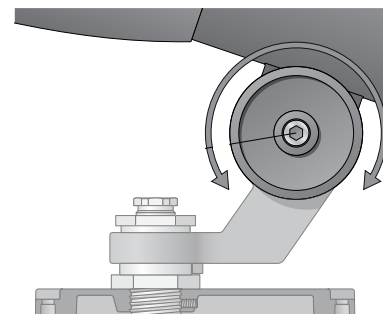
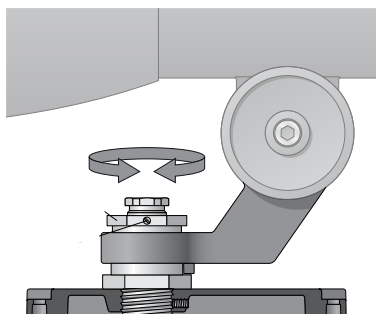
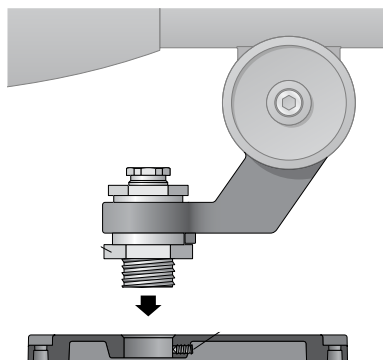
Weight: 5.3 lbs.

Notice to Installer for 84 527:

1. See page 2 for specific product safety warnings.
2. It is the installing contractor's responsibility to provide the necessary blocking around the junction box to ensure that the mounting plate or accessory (by others) is properly secured.
3. Provided with a stainless steel nipple threaded 1/2" I.P.S. for direct attachment to cast boxes or a selection of mounting accessories (by others)

84 527 - installation:

1. Make supply wiring and luminaire wiring connections inside the wiring box:
MAIN VOLTAGE SUPPLY WIRE TO BLACK LUMINAIRE WIRE
NEUTRAL (COMMON) SUPPLY WIRE TO WHITE LUMINAIRE WIRE
GREEN GROUND WIRE TO GREEN LUMINAIRE WIRE
Dimming (if applicable):
DIMMING CONTROL WIRE (+) TO POSITIVE DRIVER DIM CONTROL WIRE
DIMMING CONTROL WIRE (-) TO NEGATIVE DRIVER DIM CONTROL WIRE
2. Screw in and secure mounting bushing into the female thread provided on site.
3. To adjust head angle, use 5mm hex key to loosen adjustment screw. Adjust luminaire head as needed and tighten adjustment screw.


Relamping/Maintenance

Clean luminaire regularly with solvent-free cleansers from dirt and debris. Do not use high pressure cleaners.

Accessories

Please refer to the appropriate accessory installation sheet for further instruction when applicable.

Elliptical Spread Lens	71 113
180° Glare Shield	71 111
Concentric Ring Louver	71 112

Replacement Parts

Description	Part No
LED Driver (120-277V)	76084-1050
LED Module (3000K)	LED-0780/930
LED Module (4000K)	LED-0780/940

Lamp: 37.5W LED

In the interest of product improvement, BEGA reserves the right to make technical changes without notice.

BEGA 1000 Bega Way, Carpinteria, CA 93013 (805)684-0533 Fax (805)566-9474 www.bega-us.com © Copyright BEGA-US 2018

Product Safety Warnings:

THIS PRODUCT MUST BE INSTALLED IN ACCORDANCE WITH THE APPLICABLE INSTALLATION CODE BY A PERSON FAMILIAR WITH THE CONSTRUCTION AND OPERATION OF THE PRODUCT AND THE HAZARDS INVOLVED. SUITABLE FOR WET LOCATIONS.

MIN 90°C SUPPLY CONDUCTORS.

CE PRODUIT DOIT ÊTRE INSTALLÉ SELON LE CODE D'INSTALLATION PERTINENT, PAR UNE PERSONNE QUI CONNAÎT BIEN LE PRODUIT ET SON FONCTIONNEMENT AINSI QUE LES RISQUES INHÉRENTS. CONVIENT AUX EMPLACEMENTS MOUILLÉS.

LES FILS D'ALIMENTATION 90°C MIN.
