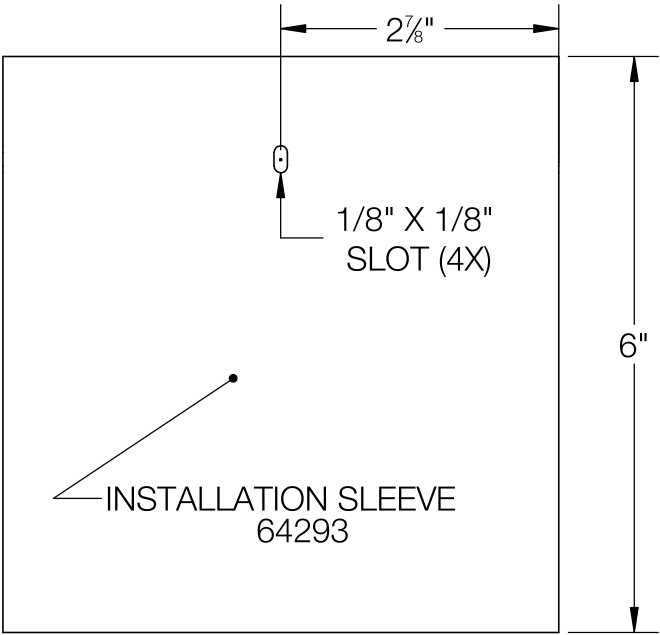
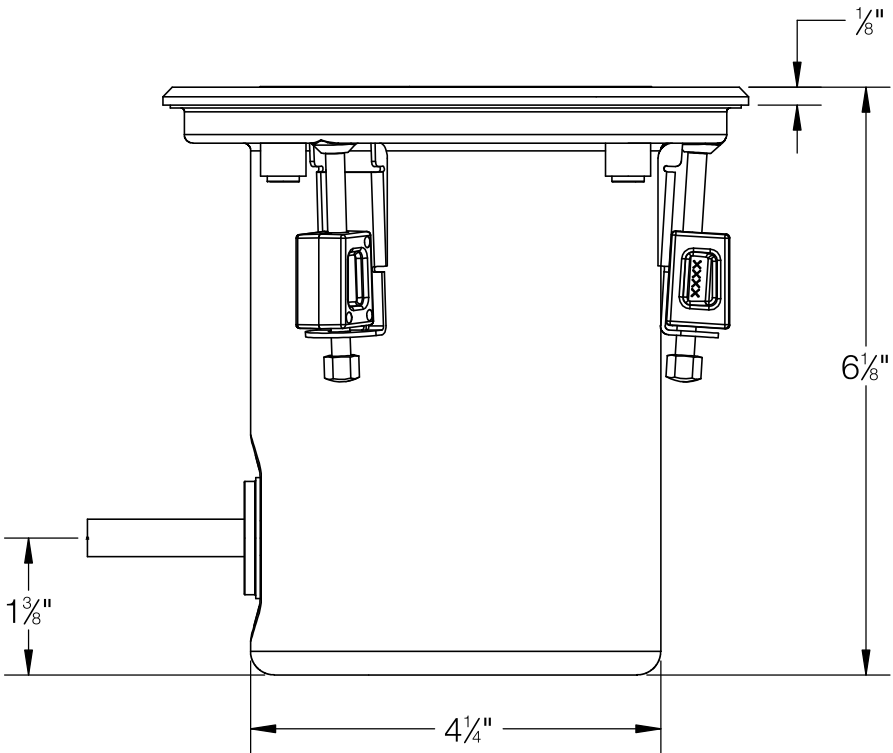
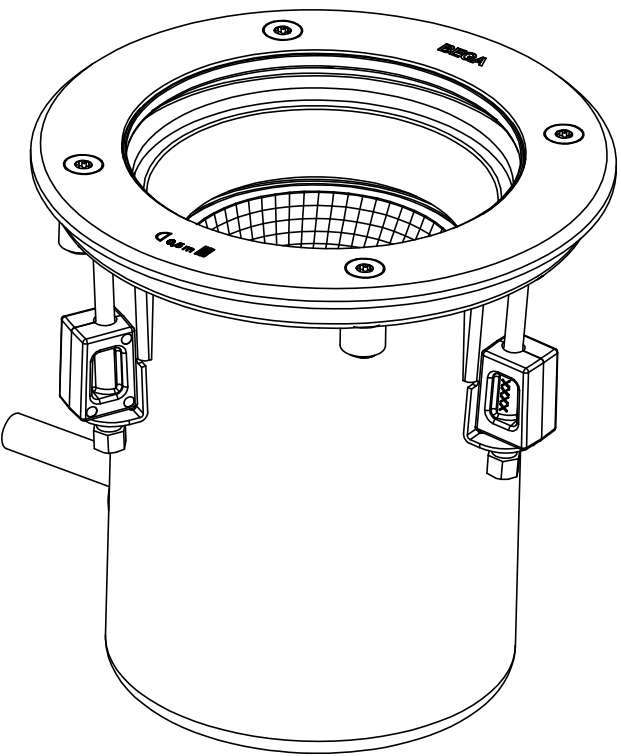

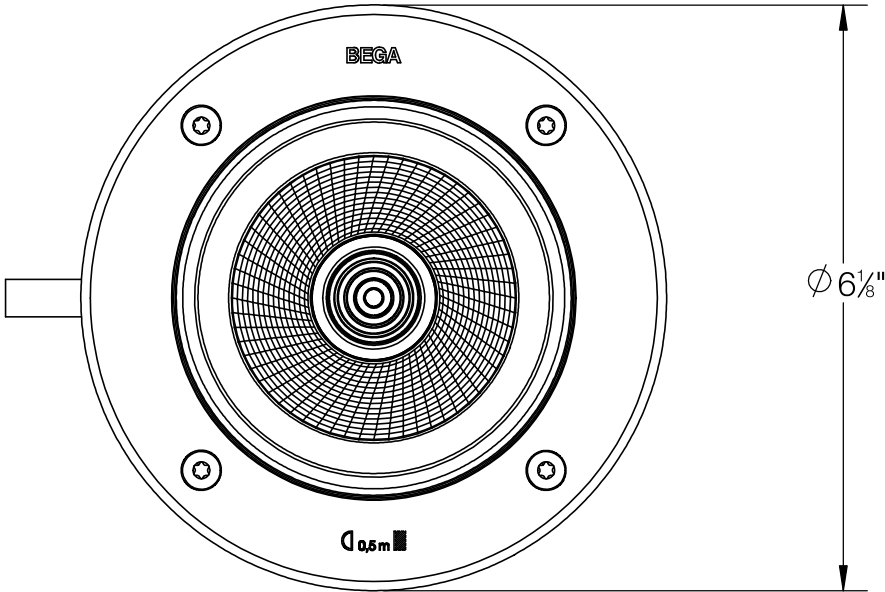


REV	CHANGED BY	DESCRIPTION	DATE

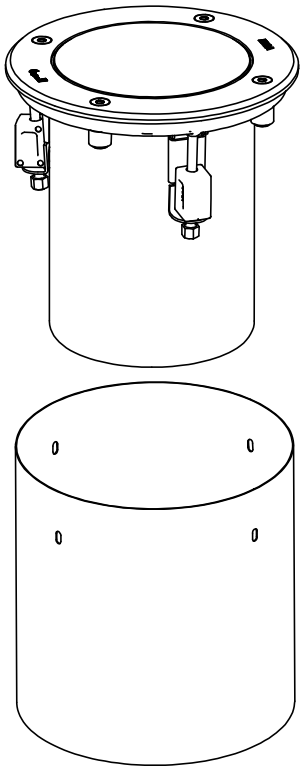
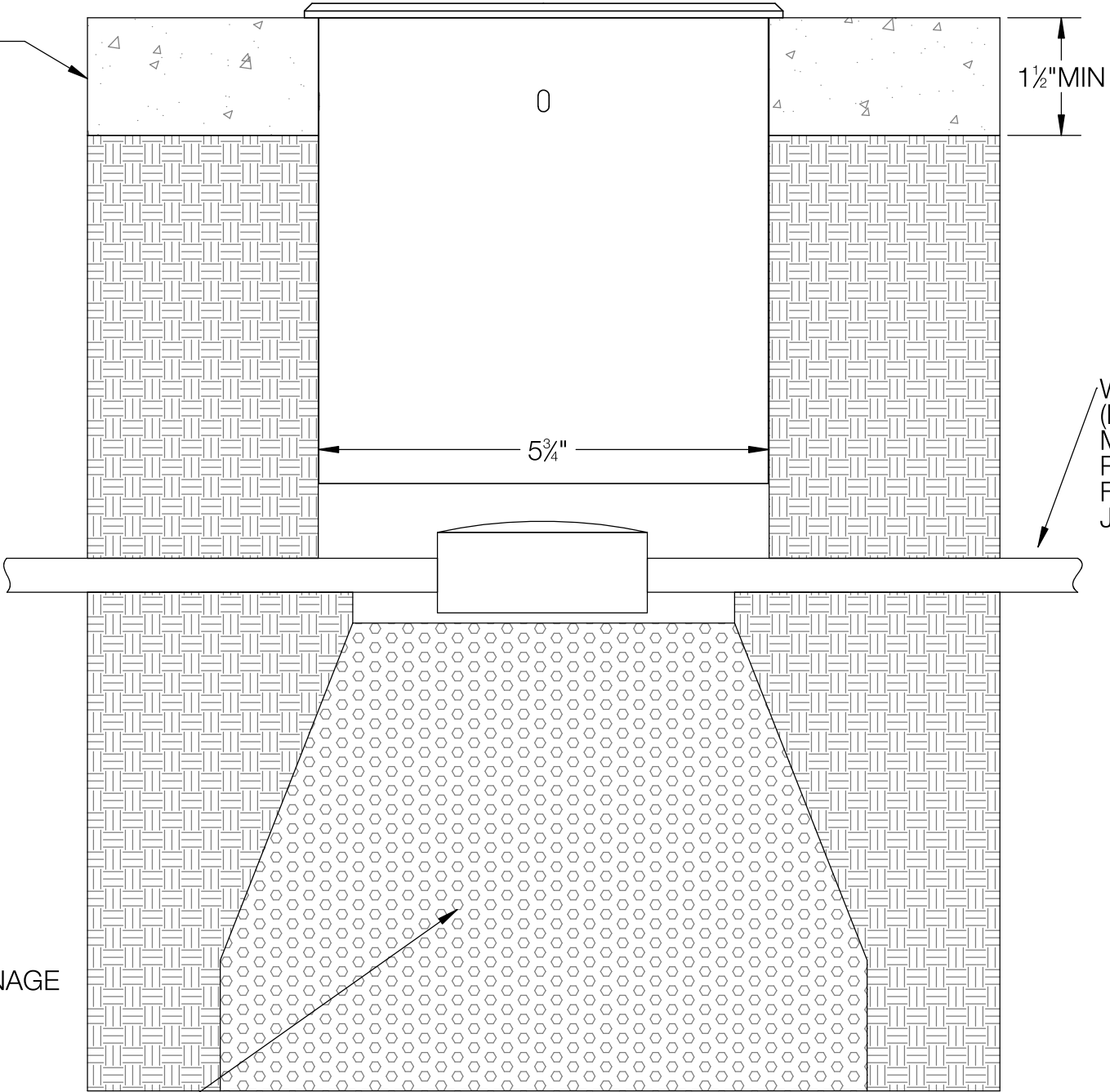


- NOTES:
1. INSTALLATION SLEEVE INCLUDED
 2. FIXING IS ACHIEVED BY USING THREE WEDGE SHAPED CLAMPING ELEMENTS
 3. MUST SUPPLY MINIMUM OF 6" OF ADEQUATE DRAINING

BEGA			
1000 BEGA Way, Carpinteria, California 93013		P (805) 684-0533 - www.bega-us.com	
APPROVED: _____ DATE: _____		DESCRIPTION: IN-GRADE LUMINAIRE - SYMMETRIC - WIDE BEAM	
TYPE: _____			
PROPRIETARY AND CONFIDENTIAL		SIZE	REV
THE INFORMATION CONTAINED IN THIS DRAWING IS THE SOLE PROPERTY OF BEGA NORTH AMERICA, INC. ANY REPRODUCTION IN PART OR AS A WHOLE WITHOUT THE WRITTEN PERMISSION OF BEGA NORTH AMERICA, INC. IS PROHIBITED.		B	-
		PART NO.	
		84558	
		NOT TO SCALE	SHEET 1 OF 2
		9/22/2025	

REV	CHANGED BY	DESCRIPTION	DATE

FINISHED GRADE



NOTES:

1. INSTALLATION HOUSING/SLEEVE INCLUDED
2. REQUIRED RECESSED OPENING Ø 5 3/4"
3. MUST SUPPLY MINIMUM OF 6" OF ADEQUATE DRAINING
4. THE UPPER EDGE OF THE RECESS OPENING MUST BE FIRM ON A THICKNESS OF 1 1/2" MIN IN ORDER TO ACCEPT THE CLAMPING FORCES OF THE LUMINAIRE.

BEGA

1000 BEGA Way, Carpinteria, California 93013		P (805) 684-0533 - www.bega-us.com	
APPROVED: _____ DATE: _____		DESCRIPTION: IN-GRADE LUMINAIRE - SYMMETRIC - WIDE BEAM	
TYPE: _____			
PROPRIETARY AND CONFIDENTIAL		SIZE	PART NO.
THE INFORMATION CONTAINED IN THIS DRAWING IS THE SOLE PROPERTY OF BEGA NORTH AMERICA, INC. ANY REPRODUCTION IN PART OR AS A WHOLE WITHOUT THE WRITTEN PERMISSION OF BEGA NORTH AMERICA, INC. IS PROHIBITED.		B	84558
		REV	-
NOT TO SCALE		9/22/2025	SHEET 2 OF 2